



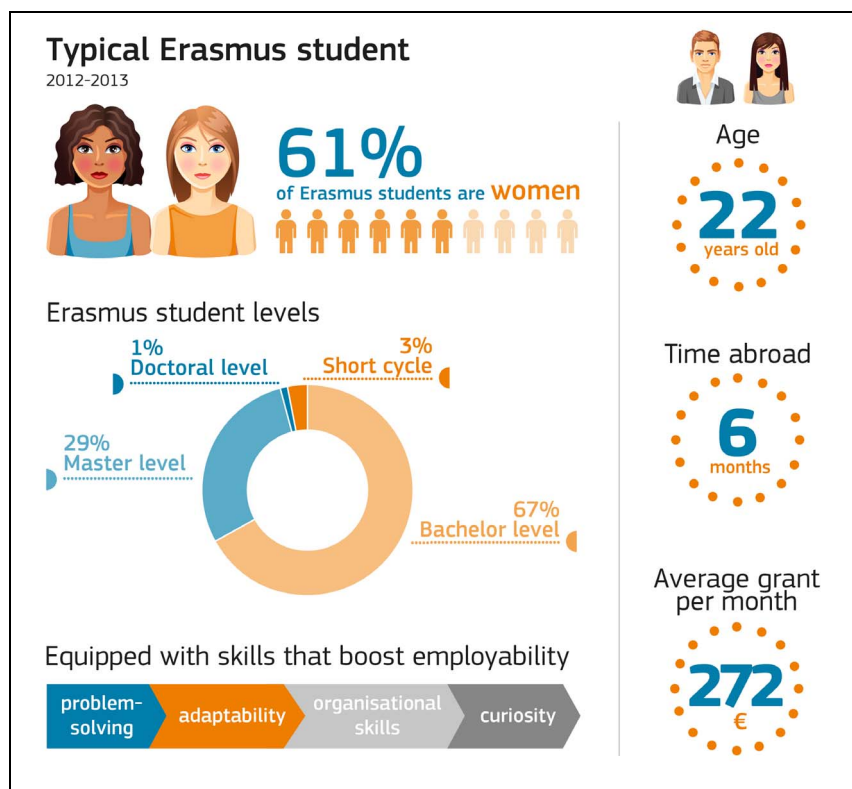
EUROPEAN COMMISSION

## PRESS RELEASE

Brussels, 10 July 2014

### Another record-breaking year for Erasmus

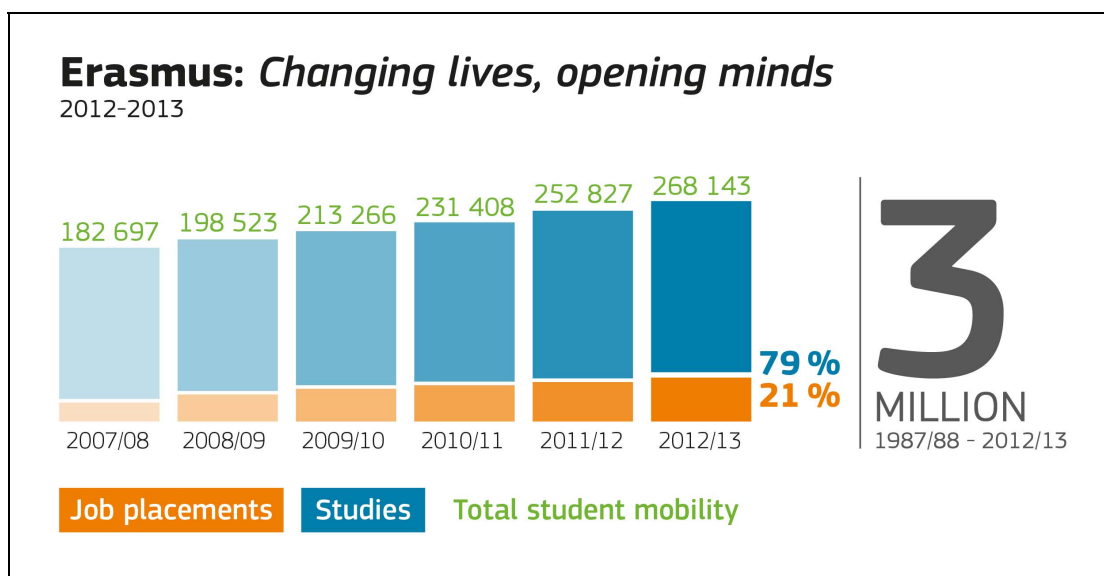
The latest Erasmus statistics released by the European Commission today reveal that nearly 270 000 students - a new record - benefitted from EU grants to study or train abroad in 2012-2013. While studying at another university continues to be the most popular choice, one in five students (55 000) opted for Erasmus job placements in companies. The three most popular destinations for Erasmus students in 2012-2013 were Spain, Germany and France. Countries sending the highest number of students as a proportion of their graduate population were Luxembourg, Liechtenstein, Finland, Latvia and Spain.



"For 27 years, Erasmus has enabled students to spend time abroad to broaden their horizons and improve their skills. The latest figures show that Erasmus is more popular than ever. As well as contributing to a sense of belonging to the European family, the skills which Erasmus promotes also help students to boost their employability and career prospects. Our new Erasmus+ programme will enable even more young people to study, train, work or volunteer abroad in the next seven years," said Androulla Vassiliou, European Commissioner for Education, Culture, Multilingualism and Youth.

The statistics show that the average Erasmus grant, designed to cover part of the costs of living abroad and travel, was €272 per month, a 9% increase on the previous year (€250). The grant is topped up in some countries by national, regional or institutional funds.

Erasmus is not just an exchange scheme for students: in 2012-2013 more than 52 600 academic and administrative staff received funding from Erasmus to teach or train abroad. The experience they gain not only benefits the individual concerned but also the quality of teaching and learning at their home institution when they return. Some 500 staff from businesses - an increase of more than 20% from the previous year - also received Erasmus support to teach at higher education institutions abroad, highlighting the growing interest in aligning education and training to the needs of the labour market.



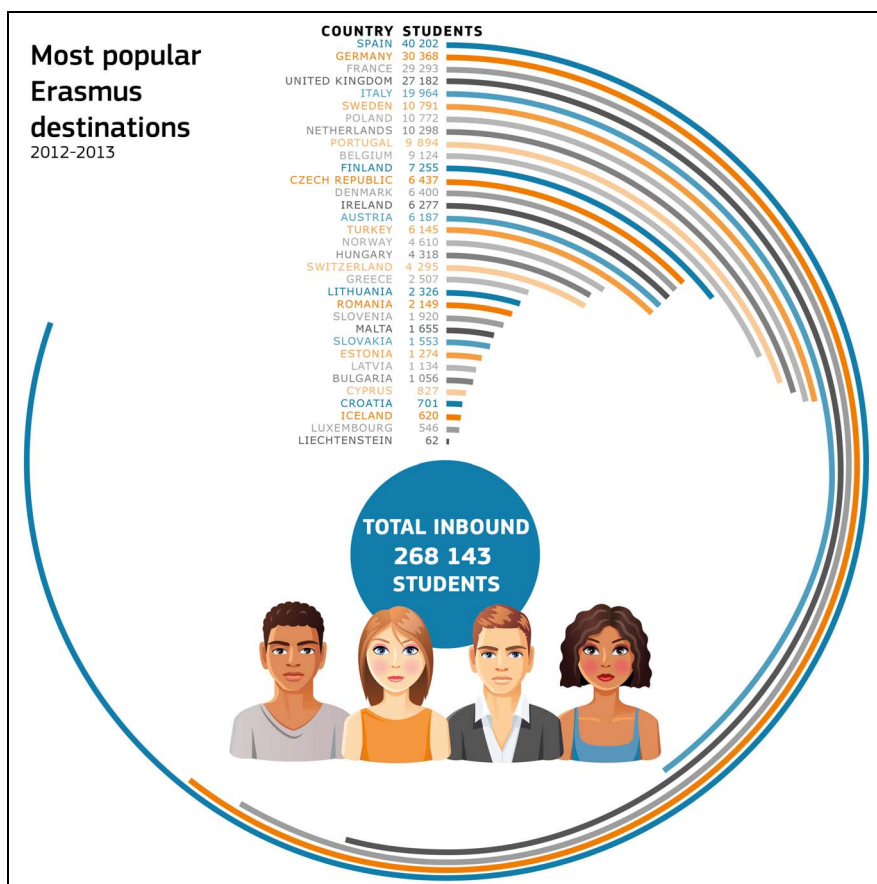
The new Erasmus+ programme will provide grants for 4 million people, including 2 million higher education students and 300 000 staff over the next seven years (2014-2020). It will also fund 135 000 student and staff exchanges between Europe and partner countries worldwide. The expanded programme, which includes Erasmus and similar mobility schemes for other groups including apprentices and volunteers, puts more emphasis on linguistic support, more flexible rules for grants, as well as specific additional support for people with special needs, from disadvantaged backgrounds and remote areas.

## Background

The Commission's strategy on the modernisation of higher education ([IP/11/1043](#)) highlighted the need to provide more opportunities for students to gain skills through study or training abroad. The EU target for overall student mobility is at least 20% by the end of the decade. Currently, around 10% of EU students study or train abroad with the support of Erasmus or other public and private means. Around 5% receive an Erasmus grant.

Erasmus was previously part of the Lifelong Learning Programme (2007-2013). 33 countries participated in the scheme: EU Member States, Iceland, Liechtenstein, Norway, Switzerland and Turkey.

Erasmus+, the new programme for education, training, youth and sport, was launched in January 2014. It has a total budget of nearly €15 billion for 2014-2020, a 40% increase compared with the previous period.



## For more information

[MEMO/14/476](#) Erasmus in 2012-13: the figures explained

Erasmus [statistics](#)

[The Erasmus+ programme](#)

[Erasmus+ film clip](#)

[Androulla Vassiliou's website](#)

Follow Androulla Vassiliou on Twitter [@VassiliouEU](#)

Annex 1: [Erasmus 2012-2013 – Number of out-bound students by country](#)

Annex 2: [Erasmus 2012-2013 – Erasmus student mobility: home and destination countries](#)

Annex 3: Erasmus 2012-2013 – [Top 100 higher education institutions receiving Erasmus students](#)

Annex 4: Erasmus 2012-2013 – [Top 100 higher education institutions sending Erasmus students](#)

Annex 5: [Well-known Erasmus alumni – inspiring careers](#)

Contacts :

[Dennis Abbott](#) (+32 2 295 92 58); Twitter: [@DennisAbbott](#)

[Dina Avraam](#) (+32 2 295 96 67)

## Annex 1: Erasmus 2012-2013

### Number of out-bound students by country (studies and placements)

Outbound student mobility yearly growth rates			
Countries	2011/12	2012/13	Growth %
MT	149	208	40%
CY	257	350	36%
HR	882	1124	27%
TR	11826	14412	22%
GR	3591	4249	18%
SK	2685	3008	12%
IT	23377	25805	10%
DK	3315	3646	10%
RO	4578	5011	9%
BE	7091	7741	9%
PT	6484	7041	9%
NL	9310	10061	8%
UK	13662	14572	7%
FR	33269	35311	6%
PL	15315	16221	6%
EE	1092	1153	6%
BG	1852	1952	5%
CH	2714	2860	5%
SI	1735	1821	5%
DE	33363	34891	5%
SE	3573	3728	4%
FI	5272	5496	4%
CZ	7004	7299	4%
AT	5590	5714	2%
NO	1690	1707	1%
HU	4361	4387	1%
IE	2754	2762	0%
LT	3548	3529	-1%
ES	39545	39249	-1%
LV	2194	2149	-2%
IS	261	255	-2%
LU	450	405	-10%
LI	38	26	-32%
	252827	268143	6%



## Annex 2: Erasmus 2012-2013

### Erasmus student mobility: home and destination countries

	Host Country																																				
	BE	BO	CZ	DK	DE	EE	GR	ES	FR	IE	IT	CY	LV	LT	LU	HU	MT	NL	AT	PL	PT	RO	SI	SK	R	SE	UK	IS	LI	NO	TR	HR	CH	MK			
Home country	BE	7741	1962	7298	3848	34891	4248	38248	36311	2782	26506	340	2148	3628	406	4537	208	10081	6714	18221	7041	6911	1821	3008	6496	3728	14672	266	26	1797	14412	1124	2880				
	BO	87	1	37	190	1146	90	102	702	101	278	40	39	88	9	82	28	285	382	167	342	18	179	196	420	273	582	22	7	206	230	29	97	0			
	CZ	314	37	1	190	1146	90	102	702	101	278	40	39	88	9	82	28	285	382	167	342	18	179	196	420	273	582	22	7	206	230	29	97	0			
	DK	75	38	42	567	23	22	414	363	75	104	32	48	59	0	37	29	282	95	47	85	48	22	8	28	85	890	36	2	180	119	2	76	0			
	DE	622	51	508	936	151	214	167	6373	5490	1181	1842	53	139	143	88	597	110	1083	885	874	689	117	101	71	1341	2735	4423	148	11	1106	1648	46	1194	0		
	EE	25	7	40	39	151	15	135	77	7	88	20	26	15	1	21	21	49	35	14	70	2	10	4	126	84	64	2	0	26	20	0	5	0			
	GR	160	24	237	116	565	10	0	493	919	25	315	124	8	25	5	61	6	185	116	139	189	36	24	27	122	114	272	3	0	31	137	12	44	0		
	ES	1892	130	915	849	4938	101	241	0	4534	967	7425	57	128	284	18	467	247	1542	630	2688	2656	365	296	206	991	1096	4178	86	4	588	346	71	361	0		
	FR	1269	78	796	921	4218	137	218	6	6654	0	1949	1909	48	105	228	194	519	264	1272	461	695	450	415	128	120	1187	1907	6828	77	3	779	594	66	606	0	
	IE	108	6	49	53	329	4	0	493	589	7	66	5	1	1	26	19	38	173	65	25	19	0	5	0	63	116	454	10	14	3	0	28	0	2782	IE	
	IT	1187	33	290	409	2715	117	110	8040	3648	414	0	25	51	143	22	270	160	867	409	630	1277	219	86	75	481	672	2288	42	1	289	453	32	361	0		
	CY	13	0	10	5	9	0	107	83	13	0	25	0	0	4	0	2	4	4	9	3	2	1	6	11	40	0	0	0	0	0	0	0	0	340	CY	
	LV	57	51	89	81	239	89	111	195	98	4	86	35	0	164	5	36	28	79	48	100	98	11	28	20	110	80	80	12	9	89	88	16	12	0		
	LT	88	80	130	142	234	55	174	282	191	20	199	86	106	0	2	94	116	104	79	129	258	20	57	54	187	189	189	5	0	81	257	18	26	0		
	LU	34	0	7	0	181	0	0	10	108	0	10	2	0	1	0	5	0	3	9	3	12	0	0	0	0	3	9	6	0	0	0	0	22	0		
	HU	195	20	81	80	1012	42	99	352	338	46	274	19	15	17	3	0	7	284	265	212	128	107	39	55	176	75	221	5	4	42	104	25	46	0		
	MT	21	0	2	3	12	1	0	7	1	16	43	0	0	0	0	0	3	5	2	6	1	0	0	5	0	2	1	89	0	0	0	0	0	0	208	MT
	NL	673	18	107	371	1180	33	89	1596	817	238	394	6	28	40	6	193	76	0	242	95	196	20	22	14	304	678	1621	34	1	311	479	5	181	0		
	AT	127	5	99	204	935	30	20	770	528	174	338	4	17	29	10	51	17	258	0	64	136	14	30	303	433	497	42	1	157	140	39	212	0	6714	AT	
	PL	481	311	584	411	2374	36	396	2511	1191	125	1427	102	98	167	10	257	129	462	350	0	1284	106	213	338	276	324	807	26	5	206	623	161	114	0		
PT	254	23	395	113	381	23	41	1687	351	28	817	6	21	114	8	189	11	282	99	846	0	180	131	86	138	123	338	3	0	44	151	22	100	0			
RO	181	16	72	136	584	4	190	563	1020	17	804	46	14	29	0	373	57	106	118	188	230	0	22	31	30	28	127	3	1	25	184	3	19	0			
SI	55	1	97	32	274	12	7	276	108	18	84	5	1	15	0	17	20	73	145	84	168	1	0	13	38	34	94	6	1	23	42	82	25	0			
SK	78	17	515	35	396	18	40	281	234	23	142	8	34	35	0	76	40	57	164	240	126	9	47	0	112	88	100	12	0	46	47	18	10	0			
R	184	8	181	106	948	72	96	726	493	163	25	15	16	2	141	36	446	300	53	135	8	74	27	0	219	643	20	6	52	48	20	109	1				
SE	116	1	75	101	487	7	11	391	570	97	179	1	2	8	3	28	7	382	131	37	76	4	6	0	20	0	630	11	0	55	84	7	201	0			
UK	283	34	186	244	2112	23	58	3436	4488	194	1001	48	14	15	14	43	120	637	284	82	142	25	12	23	238	358	0	25	0	143	96	8	228	0			
IS	3	0	14	29	33	1	7	37	15	2	18	0	0	0	0	0	1	10	9	5	1	0	0	0	4	37	29	0	0	0	0	0	0	0			
LI	1	0	2	2	4	0	0	3	0	1	1	2	0	0	0	0	0	1	1	0	0	0	0	0	0	6	0	2	0	0	0	0	0	26	LI		
NO	45	1	31	173	218	0	6	173	256	46	81	0	1	0	0	12	17	138	39	12	72	0	13	2	18	99	256	0	0	0	0	0	0	0			
TR	368	64	615	232	2472	89	125	1069	657	86	1207	0	179	812	0	816	12	568	303	2705	685	383	194	190	143	401	617	0	0	0	0	0	0	0			
HR	34	11	43	8	140	3	6	102	86	7	120	2	5	9	0	26	3	21	132	87	82	2	109	21	10	25	30	0	0	0	0	0	0	0			
CH	90	1	14	111	623	3	3	369	418	98	132	2	6	3	2	13	2	164	133	22	41	2	0	2	85	254	297	0	0	0	0	0	0	0			
Totals	8134	1068	8437	8400	30388	1274	2607	48202	26283	8277	19884	827	1184	2328	648	4318	1866	10286	6187	10772	9884	2148	1920	1663	7266	10791	27182	620	82	4910	8146	701	4265	1			
	BE	BO	CZ	DK	DE	EE	GR	ES	FR	IE	IT	CY	LV	LT	LU	HU	MT	NL	AT	PL	PT	RO	SI	SK	R	SE	UK	IS	LI	NO	TR	HR	CH	MK			

The table shows the total number of Erasmus students sent abroad from the home country (vertical axis) to the destination country (horizontal axis) in the academic year 2012/2013. For example, Belgium sent 7741 students to other participating countries and received a total of 9124 students, while it sent 1155 students to France and received 195 students from Hungary.

Source: European Commission

## Annex 3: Erasmus 2012-2013

### Top 100 higher education institutions receiving Erasmus students

Top list of higher education institutions receiving students			
Rank	Country	Name of higher education institution	Number of students
1	ES	UNIVERSIDAD DE GRANADA	1959
2	ES	UNIVERSITAT DE VALENCIA (ESTUDI GENERAL) UVEG	1779
3	ES	UNIVERSIDAD DE SEVILLA	1702
4	ES	UNIVERSIDAD COMPLUTENSE DE MADRID	1659
5	IT	UNIVERSITÀ DI BOLOGNA - ALMA MATER STUDIORUM	1620
6	ES	UNIVERSITAT POLITÈCNICA DE VALENCIA	1359
7	CZ	UNIVERZITA KARLOVA V PRAZE	1316
8	IT	UNIVERSITA' DEGLI STUDI DI ROMA 'LA SAPIENZA'	1133
9	ES	UNIVERSITAT DE BARCELONA	1103
10	SI	UNIVERZA V LJUBLJANI	1072
11	ES	UNIVERSIDAD DE SALAMANCA	1044
12	DE	FREIE UNIVERSITAET BERLIN	1034
13	AT	UNIVERSITAET WIEN	987
14	SE	KUNGLIGA TEKNISKA HÖGSKOLAN	941
15	DE	HUMBOLDT-UNIVERSITAET ZU BERLIN	927
16	PT	UNIVERSIDADE TÉCNICA DE LISBOA	916
17	IT	UNIVERSITA' DEGLI STUDI DI FIRENZE	896
18	SE	LUNDS UNIVERSITET	894
19	ES	UNIVERSIDAD AUTONOMA DE MADRID	893
20	ES	UNIVERSITAT AUTONOMA DE BARCELONA	887
21	BE	KATHOLIEKE UNIVERSITEIT LEUVEN	863
22	SE	LINKÖPINGS UNIVERSITET	850
23	DK	VIA UNIVERSITY COLLEGE	849
24	PT	UNIVERSIDADE DO PORTO	814
25	DK	AARHUS UNIVERSITET	797
26	ES	UNIVERSIDAD CARLOS III DE MADRID	797
27	FR	UNIVERSITÉ DE STRASBOURG	781
28	NO	NORGES TEKNISK-NATURVITENSKAPELIGE UNIVERSITET	776
29	PT	UNIVERSIDADE DE COIMBRA	775
30	ES	UNIVERSIDAD DE ALICANTE	772
31	ES	UNIVERSITAT POLITÈCNICA DE CATALUÑA	746
32	DK	KØBENHAVNS UNIVERSITET	738
33	ES	UNIVERSIDAD DE MÁLAGA	737
34	IT	POLITECNICO DI MILANO	733
35	SE	STOCKHOLMS UNIVERSITET	713
36	ES	UNIVERSIDAD DE ZARAGOZA	709
37	PT	UNIVERSIDADE NOVA DE LISBOA	707
38	DE	TECHNISCHE UNIVERSITAET MUENCHEN	701
39	PL	UNIWERSYTET JAGIELLOŃSKI	695
40	IT	UNIVERSITA' DEGLI STUDI DI PADOVA	693
41	PL	UNIWERSYTET WARSZAWSKI	676
42	FI	HELSINGIN YLIOPISTO	675
43	NL	RIJKSUNIVERSITEIT GRONINGEN	674
44	BE	UNIVERSITÉ LIBRE DE BRUXELLES	651
45	SE	GÖTEBORGS UNIVERSITET	645
46	BE	UNIVERSITEIT GENT	644
47	ES	UNIVERSIDAD DE CÁDIZ	641
48	ES	UNIVERSIDAD POLITÈCNICA DE MADRID (UPM)	639
49	ES	UNIVERSIDAD DE CORDOBA	626
50	NO	UNIVERSITETET I OSLO	616

51	ES	UNIVERSIDAD DE HUELVA	606
52	IE	UNIVERSITY COLLEGE DUBLIN NATIONAL UNIVERSITY OF IRELAND, DUBLIN	605
53	ES	UNIVERSIDAD DE LAS PALMAS DE GRAN CANARIA	603
54	NL	UNIVERSITEIT MAASTRICHT	603
55	FR	UNIVERSITE DE PARIS-SORBONNE (PARIS IV)	602
56	SE	UPPSALA UNIVERSITET	596
57	NO	UNIVERSITETET I BERGEN	584
58	DE	LUDWIG-MAXIMILIANS-UNIVERSITAET MUENCHEN	582
59	DK	SYDDANSK UNIVERSITET	577
60	FR	INSTITUT D'ETUDES POLITIQUES DE PARIS (SCIENCES PO)	569
61	PT	UNIVERSIDADE DE LISBOA	552
62	ES	UNIVERSIDAD DE MURCIA	545
63	SE	LINNÉUNIVERSITETET	545
64	ES	UNIVERSIDAD DE SANTIAGO DE COMPOSTELA	537
65	IE	NATIONAL UNIVERSITY OF IRELAND, CORK	536
66	NL	UNIVERSITEIT UTRECHT	532
67	FR	UNIVERSITE JEAN MOULIN (LYON III)	528
68	SE	CHALMERS TEKNISKA HÖGSKOLA	525
69	BE	UNIVERSITÉ DE LIÈGE	511
70	ES	UNIVERSIDAD EUROPEA DE MADRID	510
71	UK	UNIVERSITY OF SHEFFIELD	507
72	ES	UNIVERSIDAD DE OVIEDO	505
73	DE	RUPRECHT-KARLS-UNIVERSITAET HEIDELBERG	503
74	ES	UNIVERSIDAD DE VALLADOLID	502
75	SE	UMEÅ UNIVERSITET	501
76	DE	UNIVERSITAET ZU KOELN	489
77	DK	COPENHAGEN BUSINESS SCHOOL - HANDELSHØJSKOLEN	487
78	ES	UNIVERSIDAD DEL PAIS VASCO/EUSKAL HERRIKO UNIBERTSITATEA	487
79	HU	EÖTVÖS LORÁND TUDOMÁNYEGYETEM	487
80	IT	UNIVERSITA' DEGLI STUDI DI TORINO	485
81	IT	UNIVERSITA' DEGLI STUDI ROMA TRE	480
82	MT	UNIVERSITA' TA'MALTA	480
83	ES	UNIVERSIDAD REY JUAN CARLOS	475
84	UK	UNIVERSITY OF GLASGOW	474
85	NL	UNIVERSITEIT VAN AMSTERDAM	473
86	FR	UNIVERSITE D'AIX-MARSEILLE	472
87	DK	DANMARKS TEKNISKE UNIVERSITET	468
88	DE	UNIVERSITAET LEIPZIG	467
89	ES	UNIVERSITAT POMPEU FABRA	464
90	AT	TECHNISCHE UNIVERSITÄT WIEN	463
91	CZ	ČESKÉ VYSOKÉ UČENÍ TECHNICKÉ V PRAZE	461
92	BE	UNIVERSITÉ CATHOLIQUE DE LOUVAIN	457
93	IE	UNIVERSITY OF LIMERICK	450
94	NL	RADBOD UNIVERSITEIT NIMEGEN	447
95	UK	CARDIFF UNIVERSITY	444
96	FI	AALTO-YLIOPISTO (AALTO-KORKEAKOULUSÄÄTIÖ)	442
97	FR	UNIVERSITE PANTHEON-SORBONNE (PARIS I)	441
98	HU	BUDAPESTI CORVINUS EGYETEM	441
99	CZ	MASARYKOVA UNIVERZITA	437
100	ES	UNIVERSIDAD PONTIFICIA COMILLAS	436



## Annex 4: Erasmus 2012-2013

### Top 100 higher education institutions sending Erasmus students

Top list of higher education institutions sending students			
Rank	Country	Name of higher education institution	Number of students
1	ES	UNIVERSIDAD COMPLUTENSE DE MADRID	1929
2	ES	UNIVERSIDAD DE GRANADA	1898
3	IT	UNIVERSITÀ DI BOLOGNA - ALMA MATER STUDIORUM	1830
4	ES	UNIVERSIDAD DE SEVILLA	1743
5	ES	UNIVERSITAT DE VALENCIA (ESTUDI GENERAL) UVEG	1503
6	IT	UNIVERSITA' DEGLI STUDI DI PADOVA	1308
7	ES	UNIVERSITAT POLITÈCNICA DE VALENCIA	1305
8	PL	UNIWERSYTET WARSZAWSKI	1248
9	SI	UNIVERZA V LJUBLJANI	1242
10	AT	UNIVERSITÄT WIEN	1183
11	CZ	MASARYKOVA UNIVERZITA	1163
12	CZ	UNIVERZITA KARLOVA V PRAZE	1133
13	ES	UNIVERSITAT POLITÈCNICA DE CATALUÑA	1123
14	IT	UNIVERSITA' DEGLI STUDI DI ROMA 'LA SAPIENZA'	1122
15	ES	UNIVERSIDAD POLITÈCNICA DE MADRID (UPM)	1114
16	ES	UNIVERSITAT DE BARCELONA	1095
17	ES	UNIVERSIDAD DE MALAGA	996
18	PL	UNIWERSYTET IM. ADAMA MICKIEWICZA W POZNANIU	950
19	ES	UNIVERSIDAD DE ZARAGOZA	921
20	ES	UNIVERSIDAD DEL PAIS VASCO/EUSKAL HERRIKO UNIBERTSITATEA	920
21	PL	UNIWERSYTET JAGIELLOŃSKI	914
22	ES	UNIVERSIDAD AUTONOMA DE MADRID	898
23	IT	UNIVERSITA' DEGLI STUDI DI TORINO	895
24	DE	TECHNISCHE UNIVERSITÄT MÜNCHEN	886
25	ES	UNIVERSIDAD DE CORDOBA	866
26	ES	UNIVERSITAT AUTONOMA DE BARCELONA	858
27	IT	POLITECNICO DI MILANO	843
28	ES	UNIVERSIDAD CARLOS III DE MADRID	842
29	ES	UNIVERSIDAD DE VALLADOLID	834
30	IT	UNIVERSITA' DEGLI STUDI DI NAPOLI FEDERICO II	822
31	FR	UNIVERSITE DE LORRAINE	820
32	BE	UNIVERSITEIT GENT	808
33	PT	Universidade do Porto	806
34	DE	LUDWIG-MAXIMILIANS-UNIVERSITÄT MÜNCHEN	801
35	NL	UNIVERSITEIT MAASTRICHT	785
36	DE	WESTFÄLISCHE WILHELMS-UNIVERSITÄT MÜNSTER	781
37	IT	UNIVERSITÀ DEGLI STUDI DI MILANO	776
38	GR	ARISTOTELEIO PANEPISTIMIO THESSALONIKIS	744
39	DE	ALBERT-LUDWIGS-UNIVERSITÄT FREIBURG IM BREISGAU	740
40	ES	UNIVERSIDAD DE CÁDIZ	729
41	DE	JOHANNES GUTENBERG-UNIVERSITÄT MAINZ	727
42	ES	UNIVERSIDAD DE SALAMANCA	723
43	PL	UNIWERSYTET WROCŁAWSKI	717
44	BE	KATHOLIEKE UNIVERSITEIT LEUVEN	711
45	BE	UNIVERSITÉ CATHOLIQUE DE LOUVAIN	707
46	DE	HUMBOLDT-UNIVERSITÄT ZU BERLIN	704
47	ES	UNIVERSIDAD DE OVIEDO	703
48	GR	ETHNIKO KAI KAPODISTIRIAKO PANEPISTIMIO ATHINON	695
49	SK	UNIVERZITA KOMENSKÉHO V BRATISLAVE	684
50	ES	UNIVERSIDADE DE VIGO	678

51	DE	RUPRECHT-KARLS-UNIVERSITAET HEIDELBERG	659
52	IT	UNIVERSITA' DEGLI STUDI DI FIRENZE	655
53	ES	UNIVERSIDAD DE MURCIA	643
54	FR	UNIVERSITÉ DE STRASBOURG	639
55	ES	UNIVERSIDAD DE SANTIAGO DE COMPOSTELA	636
56	HR	SVEUČILIŠTE U ZAGREBU	632
57	NL	RIKSWUNIVERSITEIT GRONINGEN	632
58	DK	KØBENHAVNS UNIVERSITET	625
59	DE	UNIVERSITÄT MANNHEIM	622
60	ES	UNIVERSIDAD PABLO DE OLAVIDE	621
61	LT	VILNIAUS UNIVERSITETAS	621
62	DE	TECHNISCHE UNIVERSITÄT DRESDEN	615
63	IT	UNIVERSITA' COMMERCIALE 'LUIGI BOCCONI'	614
64	FR	UNIVERSITE DE NANTES	602
65	DE	GEORG-AUGUST-UNIVERSITÄT GÖTTINGEN	601
66	DE	UNIVERSITÄT ZÜRICH	599
67	FR	UNIVERSITE D'AX-MARSEILLE	594
68	DE	FREIE UNIVERSITÄT BERLIN	591
69	IT	UNIVERSITA DEGLI STUDI DI SASSARI	589
70	TR	ANKARA UNIVERSITESI	588
71	IT	UNIVERSITÀ DEGLI STUDI DI GENOVA	583
72	IT	UNIVERSITÀ DI PISA	581
73	NL	HANZEHOGESCHOOL GRONINGEN	571
74	ES	UNIVERSITAT POMPEU FABRA	568
75	ES	UNIVERSIDAD DE LAS PALMAS DE GRAN CANARIA	568
76	ES	UNIVERSIDAD DE ALCALÁ	567
77	PT	UNIVERSIDADE TÉCNICA DE LISBOA	566
78	DE	FRIEDRICH-ALEXANDER-UNIVERSITÄT ERLANGEN-NÜRNBERG	562
79	ES	UNIVERSIDAD DE DEUSTO	560
80	IT	UNIVERSITÀ DEGLI STUDI DI CAGLIARI	560
81	IT	UNIVERSITÀ CATTOLICA DEL SACRO CUORE - MILANO	549
82	IT	POLITECNICO DI TORINO	549
83	PT	UNIVERSIDADE NOVA DE LISBOA	549
84	DE	UNIVERSITÄT LEIPZIG	546
85	FI	HELSINGIN YLIOPISTO	543
86	BE	UNIVERSITÉ LIBRE DE BRUXELLES	533
87	CZ	UNIVERZITA PALACKÉHO V OLOMOUCI	532
88	UK	THE UNIVERSITY OF NOTTINGHAM	522
89	TR	EGE ÜNİVERSİTESİ	518
90	PL	UNIWERSYTET ŁÓDŹKI	517
91	ES	UNIVERSIDAD DE EXTREMADURA	511
92	TR	ANADOLU ÜNİVERSİTESİ	509
93	ES	UNIVERSIDAD DE A CORUÑA	502
94	DE	UNIVERSITÄT HAMBURG	500
95	ES	UNIVERSIDAD REY JUAN CARLOS	500
96	DK	AARHUS UNIVERSITET	499
97	SE	LUNDS UNIVERSITET	498
98	ES	UNIVERSIDAD DE ALMERÍA	497
99	HU	BUDAPESTI CORVINUS EGYETEM	496
100	IT	UNIVERSITA' DEGLI STUDI DI PALERMO	496