



**EMBARGOED**  
**TO 0500 GMT (0600 CET)**  
**FRIDAY, 18 DECEMBER 2015**



# UNHCR

## Mid-Year Trends 2015





**Pelagea, 73, fled Donetsk in August 2014** after life under shelling in her village became unbearable. She is one of 25,000 internally displaced persons who have sought safety in Mariupol. Life in a collective centre is not easy, with cramped quarters and communal bathrooms and kitchens, but “we help each other,” she says. The IDPs rely on the generous support of the local Ukrainian community, which donates food, clothing and blankets.



## INTRODUCTION

Conflict, persecution, generalized violence and violations of human rights continued to cause forced displacement around the world during the first six months of 2015. Fighting across parts of the Middle East and sub-Saharan Africa have continued into the first half of the year, resulting in millions of individuals being forced to flee either within or outside their country.

**B**y the end of 2014, 59.5 million individuals were forcibly displaced worldwide as a result of persecution, conflict, generalized violence, or human rights violations.<sup>(1)</sup> An updated figure on global forced displacement was not available at the time of writing this report. As the number of refugees, asylum-seekers, and internally displaced persons (IDPs) worldwide continued to grow in 2015, it is likely that this figure has far surpassed 60 million.<sup>(2)</sup>

During the first half of 2015, UNHCR offices reported that at least five million individuals were newly displaced. Some 4.2 million were newly displaced within their own country, while 839,000 were displaced across international borders. This compares to 5.5 million newly displaced persons during the same period in 2014.

In addition, in 2015 Europe has experienced exceptionally large numbers of refugees and migrants arriving via the Mediterranean Sea, a majority of whom are from the Syrian Arab Republic and other conflict-affected countries and regions. As most of these arrivals have occurred since June 2015, their numbers are only partly captured in this report.

### POPULATION OF CONCERN TO UNHCR

By mid-2015, the total population of concern to UNHCR stood at an unprecedented 58.0 million persons. This includes persons who are forcibly displaced (notably refugees, asylum-seekers, IDPs), those who have found a durable solution (returnees), as well as stateless persons, most of whom have never been forcibly displaced.

This categorization is neither identical to nor synonymous with the global number of forcibly displaced persons worldwide (59.5 million by the end of 2014). It not only includes refugees and IDPs beyond UNHCR's mandate but also excludes returnees and stateless persons.

A detailed breakdown of UNHCR's population of concern by category and country is provided in Annex Table 1 on page 16. ●

This report analyses displacement trends during the first half of 2015, based on statistics collected by UNHCR, governments, and non-governmental organizations (NGOs). Unless otherwise specified, figures are limited to events occurring up to 30 June 2015. The statistics included in this report should be considered provisional and subject to change, especially with regard to asylum trends. ■

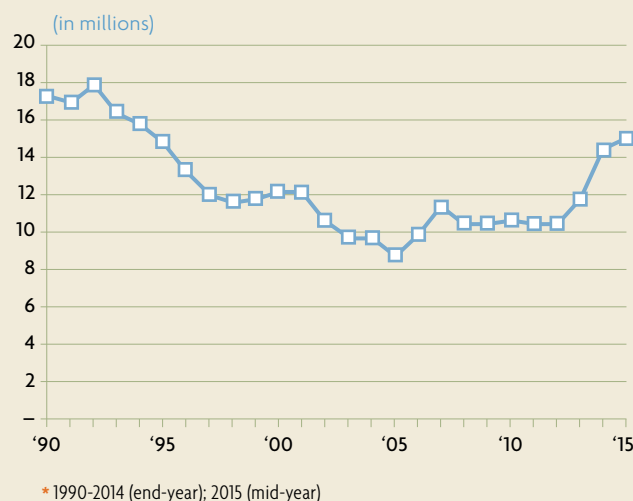
<sup>(1)</sup> Some 19.5 million persons were refugees: 14.4 million under UNHCR's mandate and 5.1 million Palestinian refugees registered by UNRWA. The global figure included 38.2 million IDPs and 1.8 million asylum-seekers. See *2014 Statistical Yearbook* at <http://www.unhcr.org/pages/4a02afce6.html>.

<sup>(2)</sup> An updated figure on global forced displacement will be available in June 2016, on the occasion of the release of the *2015 Global Trends* report.



## REFUGEES

**Fig. 1** **Refugee population under UNHCR's mandate | 1990 - 2015\***



The total number of refugees<sup>(3)</sup> has increased significantly and consistently over the past four years. Starting from 10.4 million at the end of 2011, the number increased to 10.5 million in 2012, to 11.7 million in 2013, and finally to 14.4 million by the end of 2014. By mid-2015, it had reached an estimated 15.1 million, its highest level in 20 years. Within three and a half years, then, the global refugee population grew by 4.7 million persons – some 45 per cent.

The main contributing factor to this trend has been the war in the Syrian Arab Republic. Excluding that country, the increase from the end of 2011 to mid-2015 would have been only half a million refugees (+5%). Clearly, the devastating effect of the Syrian conflict is being felt far beyond its neighbouring countries.

In addition to the Syrian crisis, the outbreak of armed conflicts or deterioration of ongoing ones in Afghanistan, Burundi, the Democratic Republic of the Congo, Mali, Somalia, South Sudan, and Ukraine, among others, have contributed to prevailing trends. Meanwhile, the number of refugees

able to return to their country of origin has trended downward, indicating that many refugees will continue to reside in exile for years to come.

As a result of observed trends, sub-Saharan Africa is host to the largest number of refugees (4.1 million), followed by Asia and Pacific (3.8 million), Europe (3.5 million), and the Middle East and North Africa (3.0 million). The Americas hosted 753,000 refugees at mid-2015 [see Table 1 below].

### BY ORIGIN

The top 10 source countries of refugees recorded at mid-2015 remained unchanged compared to the beginning of the year. However, individual rankings within these top 10 did change during the reporting period.

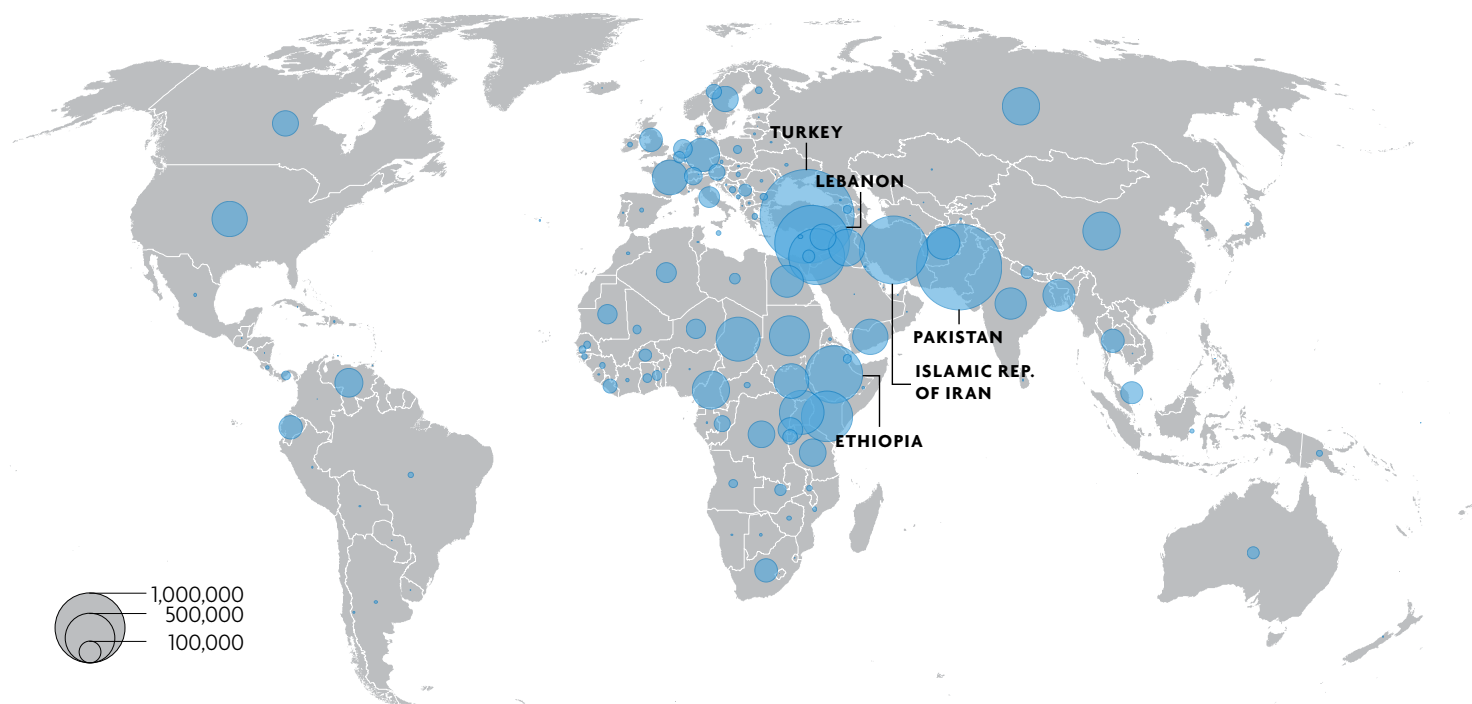
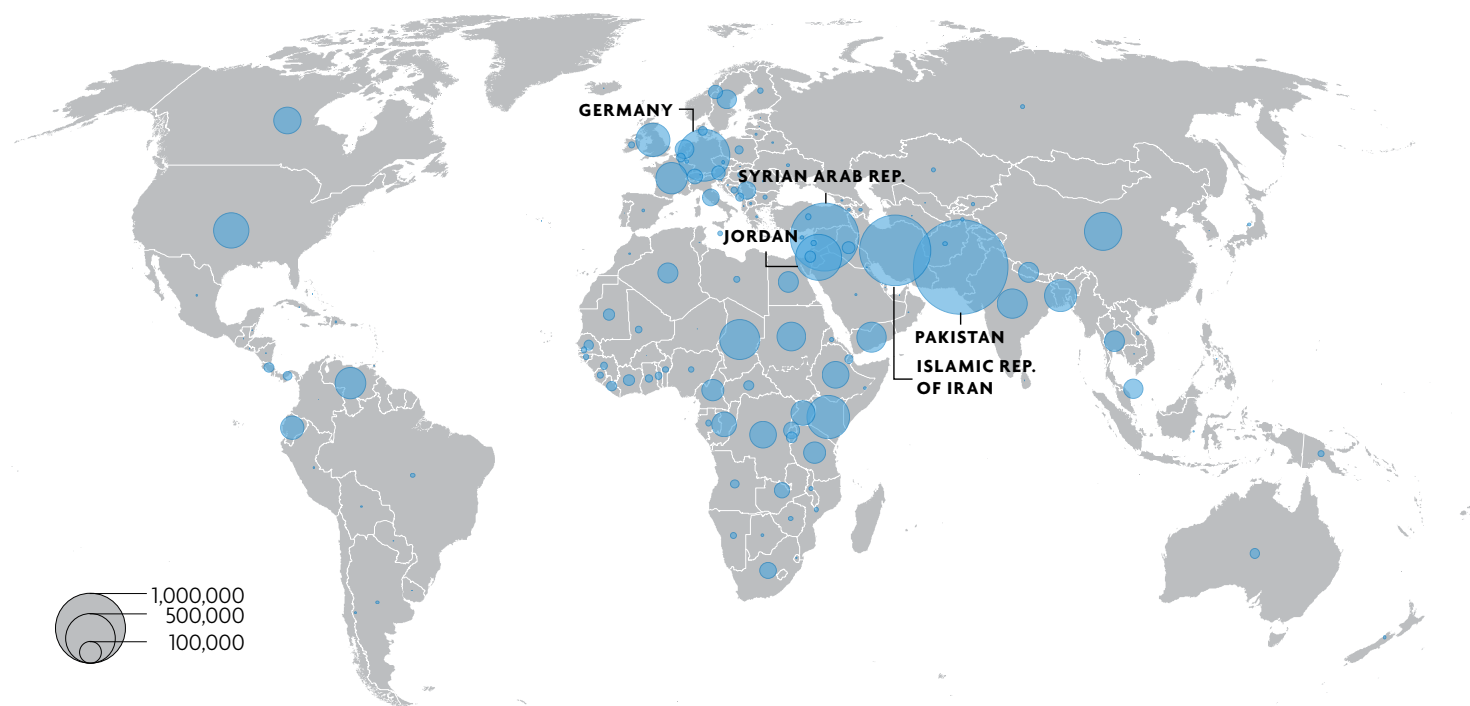
The Syrian Arab Republic remained the largest source country of refugees, with a refugee population of 4.2 million by mid-2015. This figure has increased dramatically, rising from below 20,000 at the end of 2010. As such, starting in mid-2014, the Syrian Arab Republic replaced Afghanistan as the main source country of refugees worldwide, a rank Afghanistan had previously held for more than three decades.

The Syrian refugee population grew by more than 300,000 people during the reporting period. Surrounding countries continue to be impacted heavily by the crisis, with the number of registered Syrians in Turkey (1.8 million),<sup>(4)</sup> Lebanon (1.2 million), Jordan (628,800), Iraq (251,300), and Egypt (131,900) remaining high. Outside the immediate region, Germany was hosting 66,000 Syrian refugees at mid-2015, up from 41,000 six months earlier.

The Afghan refugee population remained relatively stable at about 2.6 million. The process to renew Proof of Registration cards for Afghans in Pakistan ended in March 2015. This exercise led to a net increase in the number of Afghan refugees recorded of about 80,000 persons, including some 10,000 new-borns, though this was partly offset by the voluntary return of some 46,000 Afghan refu-

(3) For the purposes of this report, unless otherwise stated, the term “refugees” refers to refugees under UNHCR’s mandate, and does not include Palestinian refugees registered with UNRWA.

(4) At the time of writing this report (December 2015), the number of Syrians registered in Turkey was approaching 2.2 million.



The boundaries and names shown and the designations used on this map do not imply official endorsement or acceptance by the United Nations.  
A country is listed if it featured among the top-5 per year.

**TABLE 1** Refugee populations by UNHCR regions | 2015

UNHCR regions	Start-2015			Mid-2015			Change (total)	
	Refugees	People in refugee-like situations	Total refugees	Refugees	People in refugee-like situations	Total refugees	Absolute	%
- Central Africa and Great Lakes	625,000	37,600	662,600	865,100	13,700	878,800	216,200	32.6%
- East and Horn of Africa	2,568,000	33,400	2,601,400	2,713,700	33,600	2,747,300	145,900	5.6%
- Southern Africa	174,700	-	174,700	179,800	-	179,800	5,100	2.9%
- West Africa	252,000	-	252,000	258,900	-	258,900	6,900	2.7%
<b>Total Africa*</b>	<b>3,619,700</b>	<b>71,000</b>	<b>3,690,700</b>	<b>4,017,500</b>	<b>47,300</b>	<b>4,064,800</b>	<b>374,100</b>	<b>10.1%</b>
Americas	509,300	259,700	769,000	501,000	251,900	752,900	-16,100	-2.1%
Asia and Pacific	3,568,500	280,100	3,848,600	3,506,600	278,400	3,785,000	-63,600	-1.7%
Europe	3,095,000	18,200	3,113,200	3,475,300	14,300	3,489,600	376,400	12.1%
Middle East and North Africa	2,898,500	65,400	2,963,900	2,941,100	64,200	3,005,300	41,400	1.4%
<b>Total</b>	<b>13,691,000</b>	<b>694,400</b>	<b>14,385,400</b>	<b>14,441,500</b>	<b>656,100</b>	<b>15,097,600</b>	<b>712,200</b>	<b>5.0%</b>

**Note**

\* Excluding North Africa.

gees from Pakistan and the Islamic Republic of Iran. Both countries continued to host the majority of Afghan refugees, with 1.5 million and 951,000 persons, respectively. As such, Afghanistan remained the second-largest source country for refugees.

Somalia was the third-largest source country of refugees worldwide and the largest in sub-Saharan Africa, with the number of Somali refugees remaining stable at 1.1 million. Kenya (418,900), Yemen (249,000), and Ethiopia (247,300) were the main host countries of these refugees.

The ongoing conflict in South Sudan forced tens of thousands of individuals to flee to neighbouring countries during the first half of the year. As a result, the estimated number of South Sudanese refugees grew from 616,200 at the beginning of 2015 to 744,100 at the end of June 2015. This made South Sudan the fourth-largest source country of refugees worldwide. Ethiopia (275,400), Sudan (190,700), and Uganda (179,600) were hosting the largest populations of South Sudanese refugees.

The number of Sudanese refugees dropped from 665,900 at the beginning of the year to 640,900 at mid-2015, making this the fifth-largest source country of refugees at mid-2015. This decline is largely due to a biometric verification exercise undertaken in Chad, where records of many refugees have either been closed or deactivated, assuming these refugees had left Chad.

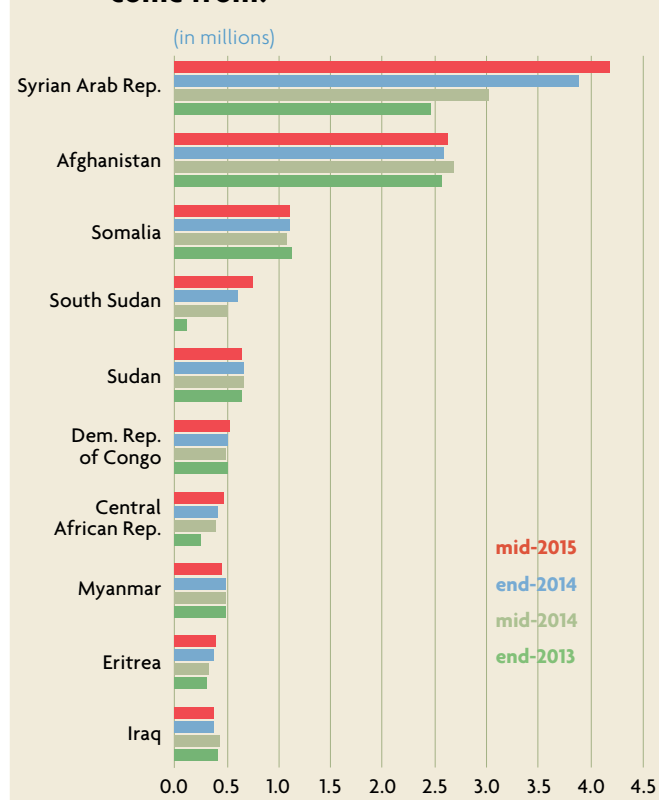
Other important source countries of refugees included the Democratic Republic of the Congo (535,300), the Central African Republic (470,600), Myanmar (458,400), Eritrea (383,900), and Iraq (377,700).

**BY COUNTRY OF ASYLUM**

By mid-2015, refugees resided in 169 countries or territories. Sudan now features among the top 10 refugee-hosting countries, having replaced China. This is largely due to the conflict in South Sudan, which forced tens of thousands to flee to Sudan, as outlined above. With this inclusion, half of the top 10 refugee-hosting countries are now located in sub-Saharan Africa, with four of them being least developed countries.

With 1.84 million refugees in its territory, Turkey remained the country hosting the largest

**Fig. 2** Where do the world's refugees come from?



number of refugees at mid-2015. This is a significant turnaround, as until 2012, Turkey did not feature among even the top 20 refugee-hosting countries. At the end of the reporting period, Syrians accounted for 1.81 million or 98 per cent of all registered refugees in the country, most of them located in urban agglomerations. In addition, the number of Iraqi refugees registered with UNHCR in Turkey stood at 20,600.

Pakistan hosted the second-largest number of refugees worldwide with 1.5 million individuals, virtually all of them from Afghanistan. The renewal of some 80,000 Proof of Registration cards for Afghan refugees was partly offset by the voluntary return of around 44,700 Afghans from Pakistan to their country.

Lebanon remained the third-largest refugee-hosting country, with 1.2 million refugees under UNHCR's mandate. As in Turkey, the overwhelming majority (99%) of refugees in Lebanon originated from the Syrian Arab Republic. This was in addition to 7,300 Iraqi refugees.

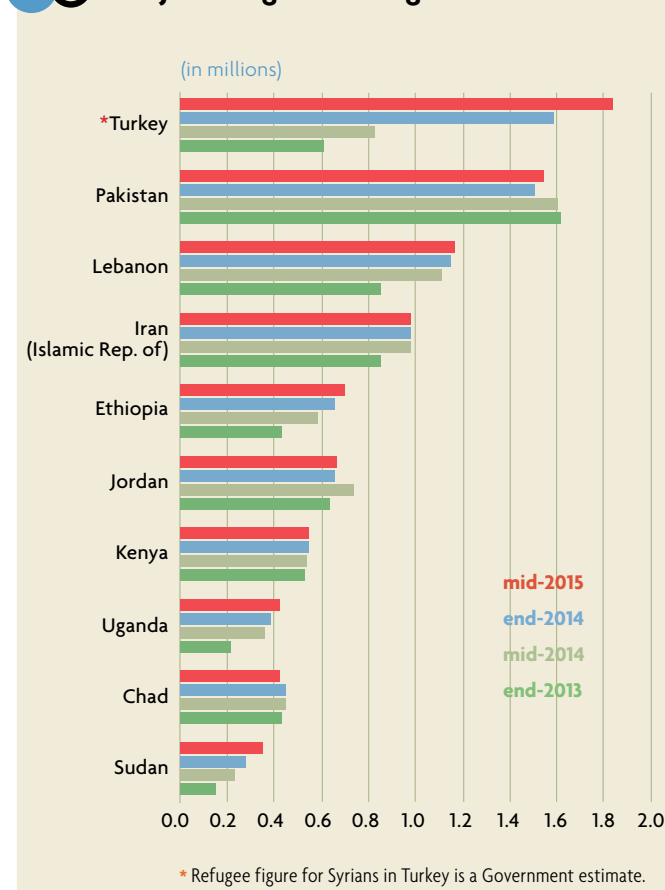
The number of refugees in the Islamic Republic of Iran remained virtually unchanged from the beginning of 2015, at 982,000 at mid-year. This figure included 951,000 Afghan refugees and 28,300 Iraqi refugees. As such, the Islamic Republic of Iran remained the fourth-largest refugee-hosting country worldwide.

The refugee population in Ethiopia continued to grow in 2015, reaching 702,500 by mid-year. This compares to 659,500 six months earlier and is the result of an influx of South Sudanese and Eritrean refugees, among others. Ethiopia remained the fifth-largest refugee-hosting country worldwide, with the largest such populations originating from South Sudan (275,400), Somalia (247,300), Eritrea (139,300), and Sudan (36,500).

The number of refugees in Jordan under UNHCR's mandate increased by about 10,000 persons to 664,100 at mid-year, most of whom originated from the Syrian Arab Republic. The refugee population in Kenya remained virtually unchanged at 552,300. As such, Jordan and Kenya remained the sixth- and seventh-largest refugee-hosting countries, respectively.

With renewed conflicts in the eastern Democratic Republic of the Congo and South Sudan, tens of thousands of individuals fled these two countries to Uganda during the first part of the year. As a consequence, Uganda hosted a new all-time high for the country of 428,400 refugees.

Fig. 3 Major refugee-hosting countries



Other important refugee-hosting countries at mid-year were Chad and Sudan, with 420,800 and 356,200 refugees, respectively. The top 10 refugee-hosting countries combined hosted close to 8.7 million or 57 per cent of all refugees under UNHCR's mandate.

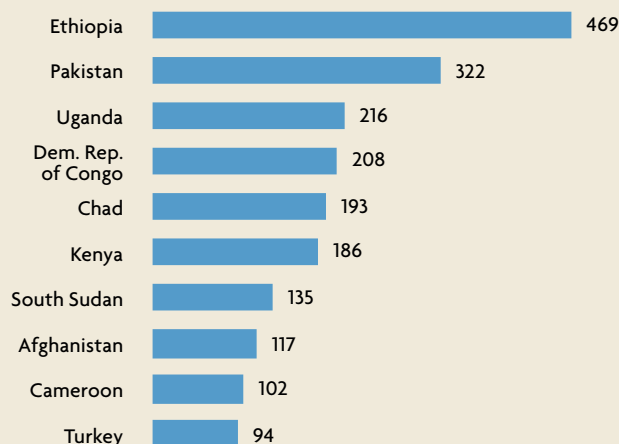
#### NEW REFUGEE ARRIVALS

More than 839,000 persons were newly displaced across international borders during the first half of 2015, the overwhelming majority of whom found refuge in neighbouring countries or elsewhere in the immediate region. This figure refers to refugees who have been recognized on a *prima facie* basis as well as those who have been newly registered and granted temporary protection. An additional 221,000 persons were granted refugee status or a complementary form of protection following refugee status determination during the reporting period.

Armed conflict in both the Syrian Arab Republic and Ukraine predominantly accounted for this new displacement, as half of the 839,000 persons originated from one of these two countries. While more than 318,000 Syrians were newly registered during the first half of 2015,



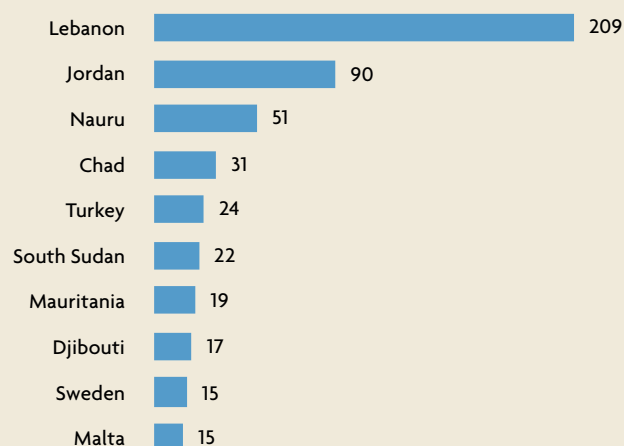
Fig. 4 **Number of refugees per 1 USD GDP (PPP) per capita | mid-2015**



mostly in neighbouring countries, more than 97,000 Ukrainians were granted temporary protection in the Russian Federation.

Excluding the Syrian Arab Republic and Ukraine, the vast majority of newly displaced persons originated from countries in sub-Saharan Africa. The outbreak of violence in Burundi combined with renewed and ongoing fighting in the Central African Republic, South Sudan, Nigeria, and the eastern part of the Democratic Republic of the Congo have contributed most significantly to the high level of new displacement during the first half of the year.

Fig. 5 **Number of refugees per 1,000 inhabitants | mid-2015**



(5) That is the size of a refugee population compared to the Gross Domestic Product (Purchasing Power Parity) – the GDP (PPP) – per capita or to the national population size.

(6) See <http://unstats.un.org/unsd/methods/m49/m49regin.htm> for a list of countries included under each region.

More than 140,400 Burundians were recognized as refugees on a *prima facie* basis during the reporting period, notably in the United Republic of Tanzania (69,400), Rwanda (58,700), and the Democratic Republic of the Congo (11,700). Similarly, an estimated 118,800 South Sudanese sought refuge in neighbouring countries during the first half of 2015, mainly in Sudan (72,500), Ethiopia (23,800), and Uganda (17,500). Other countries in sub-Saharan Africa affected by armed conflict or violence – and thus source countries of new displacement – during the reporting period included the Central African Republic (56,200), Nigeria (31,200), and Sudan (22,100).

#### CONTRIBUTIONS OF HOST COUNTRIES

Two main measures – economic and non-economic<sup>(5)</sup> – are used as a proxy to evaluate the contributions of host countries with respect to refugee burden-sharing. Using both measures, developing countries appeared to be shouldering a significant proportion of this burden.

According to the economic measure, the top 10 countries are all located in developing regions.<sup>(6)</sup> Similarly, according to the non-economic measure, of the top 10 countries, the first eight are developing nations, while those ranked 9<sup>th</sup> and 10<sup>th</sup> are industrialized countries.

Evaluating the impact of refugees by per capita<sup>(7)</sup> Gross Domestic Product (GDP) in terms of Purchasing Power Parity (PPP),<sup>(8)</sup> Ethiopia ranked at the top with 469 refugees per 1 USD. This indicates that Ethiopia is the largest refugee-hosting country in sub-Saharan Africa in both absolute and relative terms. With 322 refugees per 1 USD GDP (PPP) per capita, Pakistan ranked second, followed by Uganda (216), the Democratic Republic of the Congo (208), Chad (193), and Kenya (186) [see Figure 4].

Examining the number of refugees per 1,000 inhabitants changes the rankings. Under this criterion, the impact of the Syria crisis is more visible, with Jordan, Lebanon and Turkey among the top five countries. With 209 refugees per 1,000 inhabitants, Lebanon ranked at the top of the list, followed by Jordan with 90 refugees per 1,000 inhabitants, Nauru (51), Chad (31), Turkey (24), and South Sudan (22) [see Figure 5]. ■

(7) Source for national populations: United Nations, Population Division, *World Population Prospects: The 2015 Revision*, New York, 2015. For the purpose of this analysis, the 2014 estimates have been taken into account.

(8) Source for GDP (PPP): International Monetary Fund, *World Economic Outlook Database*, October 2015 (accessed 10 November 2015).





**Children play video games in a makeshift arcade in the Arbat camp** for internally displaced persons near Sulaymaniya, Iraq in June 2015. The Arbat IDP camp is one of the most overcrowded in Iraq. Initially designed as a transit centre for only 700 families, the camp now houses close to 3,000 people. Solutions are nowhere in sight, water is in short supply, electricity is intermittent and the sanitation is inadequate.

### III

## ASYLUM-SEEKERS

Close to one million individual asylum applications were registered in 155 countries or territories during the first half of 2015, significantly more than during the corresponding period of 2014 (558,000).<sup>(9)</sup> An estimated 12 per cent of these claims were registered at ‘second instance’, including with courts and other appellate bodies. UNHCR offices registered 115,200 individual asylum applications, out of the provisional total of 993,600 (12%).

### NEW INDIVIDUAL ASYLUM APPLICATIONS REGISTERED

During the first half of the year, persons of at least 190 nationalities submitted new asylum applications in 155 asylum countries or territories around the world.

<sup>(9)</sup> The 2014 figure excludes asylum applications registered with South Africa’s Department of Home Affairs, in the absence of such data provided by the Government.

## ASYLUM STATISTICS IN EUROPE: A WORD OF CAUTION

The asylum figures for Europe quoted in this report should be treated with caution. The statistical picture of the number of people seeking international protection in Europe is partially distorted because of the reported instances of the same individual being registered as asylum-seeker multiple times across the continent. The actual number of individuals lodging asylum applications in Europe is thus likely to be lower than described in this section. ●



At 159,900, Germany received the highest number of new asylum applications worldwide during the first six months of 2015. This compares to 173,100 asylum applications registered by the German authorities for the whole of 2014. At current trend, Germany is very likely to hit an all-time high in 2015. Historical data available since 1953 show that the previous record dates back to 1992, when 432,100 asylum applications were recorded by Germany [see Figure 6].<sup>(10)</sup>

The sharp increase during the reporting period is attributable mainly to a higher number of individuals from Albania, Afghanistan, Iraq, Serbia and Kosovo (S/RES/1244 (1999)),<sup>(11)</sup> and the Syrian Arab Republic requesting international protection. Syrian asylum applications in Germany more than doubled from 12,100 in the first half of 2014 to 32,500 one year later. On average, one out of every five asylum claims in Germany was made by a Syrian national.

Germany was followed by the Russian Federation, which registered 100,000 asylum applications. This figure includes 720 applications for refugee status and 99,300 for temporary asylum. The outbreak of conflict in eastern Ukraine in 2014 continued to have a major impact on these figures, with 98,500 or 98 per cent of claims in the Russian Federation being lodged by Ukrainians.

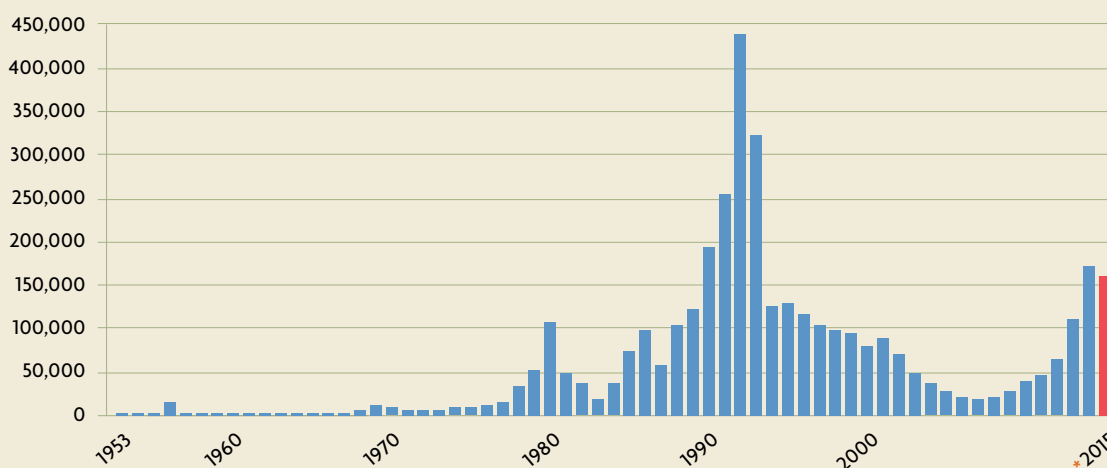
The United States of America was the third-largest single recipient of new asylum claims during the first six months of 2015, with an estimated 78,200<sup>(12)</sup> asylum claims. This constituted a 44 per cent increase (+23,800 claims) compared to the same period the previous year. Asylum-seekers from Honduras (+209%), El Salvador (+125%), Guatemala (+102%), and Mexico (+12%), among others, accounted for this increase – half of all asylum claims in the country were lodged by nationals of these countries, compared to 42 per cent for the whole of 2014. This proportion has consistently increased in recent years, reflecting the deteriorating situation as a result of violence generated by transnational organized crime, gang activity, and drug cartels in some parts of the region. Overall, El Salvador was

<sup>(10)</sup> The 1992 and earlier figures include a sizeable number of repeat applications registered in Germany.

<sup>(11)</sup> References to Kosovo shall be understood to be in the context of Security Council Resolution 1244 (1999) and henceforth will be referred to in this document as Kosovo (S/RES/1244 (1999)).

<sup>(12)</sup> Estimated number of individuals based on the number of new cases (40,963) and multiplied by 1.393 to reflect the average number of individuals per case (Source: US Department of Homeland Security), and the number of new defensive asylum requests lodged with the Executive Office of Immigration Review (21,136 individuals).

Fig. 6 New asylum applications registered in Germany | 1953-2015



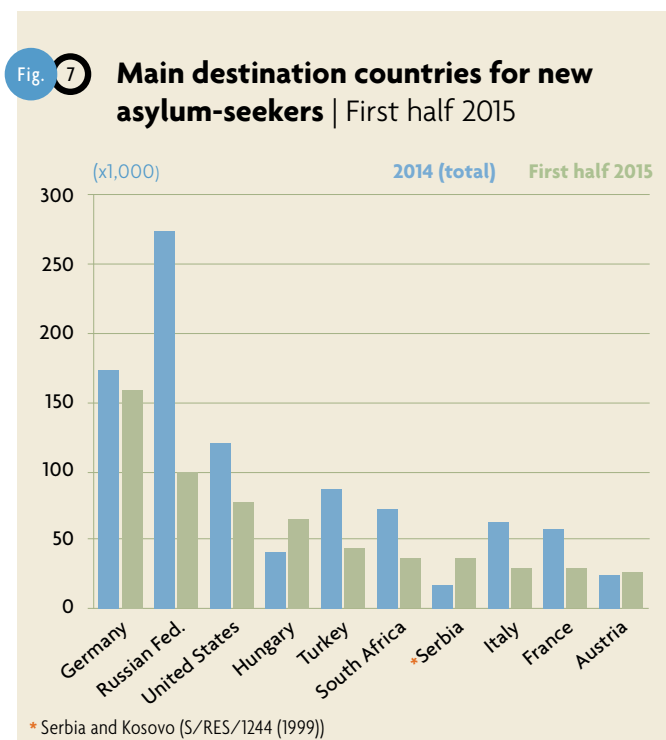
\* First half 2015. The 1992 and earlier figures include a sizeable number of repeat applications.





**Sisters Salma, 10 and Saima 7, look after baby Moustafa** while their parents arrange their long-awaited return home to Afghanistan. Their family fled to Pakistan 35 years ago, and the children have never seen Afghanistan. They have big hopes for the future.





the main country of origin of asylum-seekers to the United States of America with 8,700 applications, followed by Guatemala (7,700), Mexico (7,500), Honduras (7,400), and China (7,300).

Hungary ranked fourth with 65,400 new asylum applications registered during the first half of 2015. This constituted a 13-fold increase compared to the first semester of 2014 (4,800 new applications) and a 79 per cent increase compared to the second (36,500). A large number of those applying for asylum in Hungary move onward to other countries in the European Union, where they are typically registered again as asylum-seekers.

A sharp shift in the composition and dynamics of registered asylum applications in Hungary was observed during the reporting period. The first quarter of 2015 was dominated by asylum applicants originating from Serbia and Kosovo (S/RES/1244 (1999)), with more than 22,800 persons lodging such a claim, yet this figure dropped to less than 500 during the second quarter.

In contrast, the second quarter in Hungary witnessed a soaring number of asylum applicants from Afghanistan (13,600 claims, up from 4,000 during the first quarter) and the Syrian Arab Republic (8,400, up from 2,400). These two countries together accounted for two-thirds of all asylum applications in Hungary during the second quarter. Overall, Serbia and Kosovo (S/RES/1244 (1999)) was the main place of origin for asylum applicants in Hungary during the reporting period (23,300

applications), followed by Afghanistan (17,600), the Syrian Arab Republic (10,800), and Iraq (3,200).

As of December 2015, close to 2.2 million registered Syrian refugees in Turkey benefitted from the Government's Temporary Protection Regime. In addition, Turkey continued to witness high numbers of individual asylum applications registered with UNHCR. In Turkey, the Office registered 87,800 new asylum applications during 2014, the highest figure on record and almost double that of 2013 (44,800 claims). During the first half of 2015, more than 43,600 asylum applications were registered by UNHCR, making Turkey the fourth-largest recipient of individual asylum applications worldwide.<sup>(13)</sup> With 25,700 asylum claims, Iraqis accounted for more than half of these applications. Other important source countries of asylum applications were Afghanistan (12,100 claims) and the Islamic Republic of Iran (4,300).

Other places receiving large numbers of asylum applicants were South Africa (37,800 new asylum claims), Serbia and Kosovo (S/RES/1244 (1999)) (37,400), Italy (30,100), and France (29,800).

During the first half of 2015, UNHCR's offices registered 110,000 new individual applications for refugee status and another 5,200 on appeal or for review. The office in Turkey received the largest number of new requests (43,600), followed by Jordan (14,100), Lebanon (10,400), Egypt (8,800), and Malaysia (8,800). Of all UNHCR offices receiving asylum applications during the period under review, these five operations registered 78 per cent of new claims recorded by the organization.

#### BY ORIGIN

As the conflict in the Syrian Arab Republic entered its fifth year, Syrians remained the main group of asylum-seekers worldwide, with 114,500 new asylum applications registered during the first six months of 2015. This compares to 59,600 new asylum applications registered during the corresponding period of 2014. Syrians lodged asylum claims in 104 countries or territories worldwide, compared to 96 a year earlier. About two-thirds (67%) or 76,700 of these claims were registered in five places: Germany (32,500), Serbia and Kosovo (S/RES/1244 (1999)) (18,400), Hungary (10,800), Austria (7,700), and Sweden (7,200). Provisional data indicate that recognition rates for Syrians in most countries are

<sup>(13)</sup> This figure excludes the more than 250,000 Syrians who were registered by the Government of Turkey during the first half of the year.



around or above 90 per cent, reflecting this group's significant need for international protection.

As the conflict in eastern Ukraine continued into 2015, Ukrainians became the second-largest group of asylum-seekers, with 111,900 new asylum applications registered during the first half of 2015. Most of these claims were recorded in the Russian Federation (98,500), Germany (2,600), and Italy (2,400). This compares to 20,300 new asylum applications one year earlier.

Afghanistan was the third-largest country of origin for asylum-seekers in the first half of 2015. Afghans lodged some 72,100 asylum claims during the reporting period, significantly more than during the first half of 2014 (26,500). Hungary became an important recipient of Afghan asylum applications, with 17,600 new claims registered during the first half of 2015, an almost ninefold increase over the first half of 2014 (2,000 applications) and roughly triple the number registered during the second half of 2014 (6,500). While Turkey remained an important destination for Afghans, with 12,100 asylum claims registered

during the reporting period, Serbia and Kosovo (S/RES/1244 (1999)) became a major hotspot, as the Serbian authorities registered 10,900 Afghan asylum applications, compared to 420 one year earlier. Similar to Hungary, a large number of those applying for asylum in Serbia and Kosovo (S/RES/1244 (1999)) move onward to other European countries, where they are typically registered again as asylum-seekers.

Other important places of origin of asylum-seekers were Serbia and Kosovo (S/RES/1244 (1999)) (70,200), Iraq (65,800), the Democratic Republic of the Congo (29,300), Albania (26,100), and Eritrea (22,300).

Some 2.3 million asylum applications were pending by mid-2015, about 219,100 more than at the beginning of the year. The largest backlog of registered asylum applications by June 2015 was in South Africa, with an estimated 798,100 applications. South Africa was followed by Germany (311,600 pending asylum applications), the United States of America (224,500), Turkey (145,300), and Sweden (56,100). ■

## IV

# INTERNALLY DISPLACED PERSONS

Updated information on the global number of IDPs due to armed conflict, generalized violence, or human rights violations was not available at the time of writing this report.<sup>(14)</sup> The IDP populations reported in this document are limited to conflict-generated IDPs or persons in an IDP-like situation, to whom the agency extends protection or assistance. Hence, UNHCR's statistics do not provide a comprehensive picture of global internal displacement.

According to UNHCR offices in 26 countries, the number of IDPs protected/assisted by UNHCR, including those in IDP-like situations,<sup>(15)</sup> stood at an estimated 34.0 million at mid-2015. This compares to 32.2 million at the start of the year.

During the first half of the year, at least 4.2 million persons were newly displaced by conflict and violence within their countries, compared to 4.1 million in the corresponding period of 2014. Yemen reported the largest number of newly displaced persons (933,500),<sup>(16)</sup> followed by Ukraine (559,000), the Democratic Republic of the Congo

(558,000), Nigeria (378,500), Iraq (366,500), and Pakistan (309,200).

The number of newly displaced persons within the Syrian Arab Republic was not available for the first six months of 2015. However, with 7.6 million IDPs, the Syrian Arab Republic remained the country with the highest such number worldwide. Despite security concerns, UNHCR was able to assist an estimated 1.3 million of these individuals by mid-2015.

According to the Government, 6.5 million individuals were registered as IDPs in Colombia at mid-year. Other countries where significant IDP populations were protected or assisted by UNHCR included Iraq (4.0 million), Sudan (2.3 million),

<sup>(14)</sup> The Internal Displacement Monitoring Centre estimated the global number of persons displaced by armed conflict, generalized violence, or human rights violations at the end of 2014 to be some 38.2 million.

<sup>(15)</sup> As in Myanmar (35,000), South Sudan (105,000), and Sudan (77,300).

<sup>(16)</sup> The estimated number of IDPs in Yemen had reached 2.3 million at the time of writing this report.

Fig. 8

## IDPs protected/assisted by UNHCR | 2000-2015 (end-year)



Pakistan (1.6 million), South Sudan (1.5 million), the Democratic Republic of the Congo (1.5 million),<sup>(17)</sup> Nigeria (1.4 million), and Ukraine (1.4 million).

Afghanistan too has seen a surge in internal displacement of some 50 per cent compared to 18 months ago as conflict intensified, reaching a figure of 948,000 IDPs by mid-2015.

An estimated 1.4 million IDPs returned to their areas of origin during the first half of 2015, about 200,000 fewer than the corresponding period in 2014. Important IDP returns were reported by Pakistan and the Philippines with 336,600 and 334,900 individuals, respectively. Other countries that reported significant numbers of returned IDPs during the reporting period included the Democratic Republic of the Congo (193,800), South Sudan (148,500), the Central African Republic (138,800), and Nigeria (122,700). ■

<sup>(17)</sup> Source: OCHA

## V

# STATELESS PERSONS

The collection of accurate statistics on stateless persons has been and continues to be a challenge for all stakeholders. While the global number of stateless persons is estimated to be at least 10 million, available data in this report are limited to some 3.9 million persons in 78 countries or territories. This compares to the 3.5 million individuals reported at the end of 2014. This increase is mainly the result of the newly reported figure of around 300,000 persons in Zimbabwe, an estimation that largely concerns a migrant population that arrived from neighbouring countries as farm and mine workers during the colonial period. Multiple changes in the nationality legislation of Zimbabwe have negatively impacted the nationality status of this population.

In contrast, a downward revision in the stateless-

ness figure was reported in the Dominican Republic. This revised estimate of 133,770 stateless persons includes only individuals born in the country to parents who were both born abroad, and it does not include individuals born in the country to one foreign-born and one Dominican-born parent, as the previously reported figure of 210,000 did. This estimate does not include subsequent generations of individuals of foreign descent, as there is no reliable population data available on groups other than first-generation individuals. As such, this estimate does not include all persons without nationality in the country. It will be adjusted as official data becomes available on the number of individuals who have found an effective nationality solution under Law 169-14. ■

## VI

# RESETTLEMENT

During the first six months of the year, UNHCR assisted some 33,400 refugees in 76 countries or territories to depart for resettlement. This is a decline of about 3,600 individuals compared to the

corresponding period of 2014 (37,000). The top five countries that reported significant UNHCR-assisted resettlement departures were Malaysia (5,700), Turkey (3,800), Thailand (3,100), Nepal



**Burundian refugees sheltered in the Nyaragusu refugee camp** in the United Republic of Tanzania. In May 2015, they were transferred by boat on Lake Tanganyika from the Tanzanian border town of Kagunga, where the living conditions were dire, to Nyaragusu further south, via Kigoma.

(2,600), and Lebanon (2,400). These five countries combined accounted for about half of all assisted resettlement departures during the reporting period.

Individuals holding some 62 different nationalities benefited from UNHCR's resettlement programme during the first half of 2015. Refugees originating from Myanmar constituted the largest

number (8,600), followed by those from the Democratic Republic of the Congo (4,700), the Syrian Arab Republic (4,000), Iraq (3,700), and Somalia (3,500). Combined, persons from these five countries accounted for 73 per cent of all UNHCR-assisted resettlement departures. ■

## VII

# REFUGEE RETURNS

To some extent, voluntary returns of refugees to their country of origin can be an indication of stability and safety in those countries. Following this logic, it is tempting to assume that the number of refugee returns is proportional to the level of safety prevailing in their country of origin, as refugees are expected to return under conditions of safety and in dignity. This is not always the case, however.

The number of returning refugees has remained fairly low in recent years. An estimated 84,400 individuals returned during the first half of 2015, compared to 107,000 during the same period in 2014. While the overall number of refugee returns in 2014 (126,800) was already the lowest in more

than three decades, current trends indicate that 2015 figures may even be lower. Some 63,800 of those who had returned by mid-2015 did so with UNHCR assistance.

UNHCR offices in 28 countries reported the return of refugees, with the largest numbers returning to Afghanistan (46,100), Somalia (19,000), Sudan (3,900), and Iraq (3,300). Together, these four countries of origin accounted for 85 per cent of all returnees. Countries with the highest number of refugee departures, meanwhile, included Pakistan (44,700), Yemen (16,500), the Democratic Republic of the Congo (5,100), and Chad (4,900). ■



**ANNEX TABLE 1 Refugees, asylum-seekers, internally displaced persons (IDPs), returnees (refugees and IDPs), stateless persons, and others of concern to UNHCR by country/territory of asylum**

| mid-2015 (or latest available estimates)

All data are provisional and subject to change.

Country/ territory of asylum <sup>1</sup>	REFUGEES					Returned refugees <sup>2</sup>	IDPs protected/ assisted by UNHCR, incl. people in IDP- like situations <sup>3</sup>	Returned IDPs <sup>4</sup>	Persons under UNHCR's statelessness mandate <sup>5</sup>	Others of concern to UNHCR <sup>6</sup>	Total population of concern
	Refugees <sup>2</sup>	People in refugee-like situations <sup>3</sup>	Total refugees and people in refugee-like situations	Of whom assisted by UNHCR	Asylum- seekers (pending cases) <sup>4</sup>						
Afghanistan	205,558	20,156	225,714	225,714	101	46,148	947,872	300	-	201,284	1,421,419
Albania	154	-	154	154	501	-	-	-	7,443	-	8,098
Algeria <sup>10</sup>	94,144	-	94,144	90,139	5,892	-	-	-	-	-	100,036
Angola	15,572	-	15,572	54	30,086	2,887	-	-	-	-	48,545
Antigua and Barbuda	-	-	-	-	10	-	-	-	-	-	10
Argentina	3,523	-	3,523	113	897	-	-	-	-	-	4,420
Armenia	3,240	12,450	15,690	7,297	114	-	-	-	238	-	16,042
Aruba	-	-	-	-	2	-	-	-	-	-	2
Australia <sup>11</sup>	35,582	-	35,582	-	22,837	-	-	-	-	-	58,419
Austria <sup>12</sup>	60,747	-	60,747	-	30,900	-	-	-	570	-	92,217
Azerbaijan	1,357	-	1,357	1,357	262	-	622,892	-	3,585	-	628,096
Bahamas	7	-	7	7	19	-	-	-	-	30	56
Bahrain	277	-	277	277	78	-	-	-	-	-	355
Bangladesh <sup>13</sup>	32,975	200,000	232,975	32,975	11	-	-	-	-	-	232,986
Barbados	1	-	1	1	-	-	-	-	-	-	1
Belarus	1,369	-	1,369	617	257	-	-	-	6,302	-	7,928
Belgium	31,115	-	31,115	-	9,396	-	-	-	5,267	-	45,778
Belize	-	-	-	-	146	-	-	-	-	-	146
Benin	488	-	488	488	84	-	-	-	-	-	572
Bolivia (Plurinational State of)	767	-	767	153	8	-	-	-	-	-	775
Bonaire, Saint Eustatius and Saba	-	-	-	-	-	-	-	-	-	-	-
Bosnia and Herzegovina	6,805	-	6,805	6,805	11	19	84,500	-	79	52,437	143,851
Botswana	2,164	-	2,164	2,164	248	-	-	-	-	-	2,412
Brazil	7,762	-	7,762	708	17,902	-	-	-	2	40,336	66,002
British Virgin Islands	-	-	-	-	-	-	-	-	-	-	-
Brunei Darussalam	-	-	-	-	-	-	-	-	20,524	-	20,524
Bulgaria <sup>14</sup>	11,046	-	11,046	11,046	7,840	-	-	-	67	-	18,953
Burkina Faso	34,027	-	34,027	34,027	180	-	-	-	-	-	34,207
Burundi	54,126	-	54,126	54,126	2,733	11	78,948	-	1,302	590	137,710
Cabo Verde	-	-	-	-	-	-	-	-	115	-	115
Cambodia	80	-	80	76	33	-	-	-	-	131	244
Cameroon	288,552	13,741	302,293	289,806	7,835	-	81,693	-	-	-	391,821
Canada <sup>14</sup>	149,163	-	149,163	-	14,481	-	-	-	-	-	163,644
Cayman Islands	6	-	6	6	1	-	-	-	-	100	107
Central African Rep.	7,906	-	7,906	7,170	394	1,220	368,859	138,825	-	-	517,204
Chad	420,774	-	420,774	420,774	2,749	-	-	-	-	50,000	473,523
Chile	1,798	-	1,798	55	719	-	-	-	-	-	2,517
China <sup>15</sup>	301,057	-	301,057	150	564	-	-	-	-	-	301,621
China, Hong Kong SAR	151	-	151	151	9,940	-	-	-	1	-	10,092
China, Macao SAR	-	-	-	-	6	-	-	-	-	-	6
Colombia	219	-	219	33	56	22	6,520,270	-	12	-	6,520,579
Comoros	-	-	-	-	-	-	-	-	-	-	-
Congo, Republic of	61,492	-	61,492	61,492	3,248	1	-	-	-	1,069	65,810
Costa Rica	3,475	-	3,475	3,469	1,819	-	-	-	2,613	-	7,907
Côte d'Ivoire	1,972	-	1,972	1,972	667	74	24,000	-	700,000	57	726,770
Croatia	669	41	710	710	90	24	-	-	2,886	13,774	17,484
Cuba	313	-	313	172	12	-	-	-	-	-	325
Curaçao	44	-	44	44	41	-	-	-	-	-	85
Cyprus <sup>16</sup>	5,763	-	5,763	-	2,339	-	-	-	-	6,000	14,102
Czech Rep. <sup>14</sup>	3,137	-	3,137	-	409	-	-	-	1,502	-	5,048
Dem. Rep. of the Congo <sup>17</sup>	160,271	-	160,271	131,686	1,124	3,230	1,491,769	193,841	-	150,771	2,001,006
Denmark <sup>14</sup>	17,785	-	17,785	-	4,566	-	-	-	4,984	-	27,335
Djibouti	14,787	-	14,787	14,787	2,586	-	-	-	-	-	17,373
Dominica	-	-	-	-	-	-	-	-	-	-	-
Dominican Rep. <sup>18</sup>	609	-	609	609	752	-	-	-	133,770	-	135,131
Ecuador <sup>12</sup>	53,378	68,344	121,722	53,378	11,583	-	-	-	-	-	133,305
Egypt	226,344	-	226,344	226,344	30,019	-	-	-	21	-	256,384
El Salvador	48	-	48	13	-	-	-	-	-	-	48
Equatorial Guinea	-	-	-	-	-	-	-	-	-	-	-
Eritrea	2,944	-	2,944	2,944	1	1	-	-	-	21	2,967
Estonia <sup>19</sup>	117	-	117	-	117	-	-	-	86,522	-	86,756
Ethiopia	702,467	-	702,467	702,467	2,871	2	-	-	-	346	705,686
Fiji	12	-	12	12	8	-	-	-	-	-	20
Finland <sup>14</sup>	11,798	-	11,798	-	2,622	-	-	-	1,928	-	16,348

... / ...



# Refugees, asylum-seekers, internally displaced persons (IDPs), returnees (refugees and IDPs), stateless persons, and others of concern to UNHCR by country/territory of asylum

| mid-2015 (or latest available estimates) (ctnd)

All data are provisional and subject to change.

Country/ territory of asylum <sup>1</sup>	REFUGEES					Returned refugees <sup>4</sup>	IDPs protected/ assisted by UNHCR, incl. people in IDP- like situations <sup>5</sup>	Returned IDPs <sup>6</sup>	Persons under UNHCR's statelessness mandate <sup>7</sup>	Others of concern to UNHCR <sup>8</sup>	Total population of concern
	Refugees <sup>2</sup>	People in refugee-like situations <sup>3</sup>	Total refugees and people in refugee-like situations	Of whom assisted by UNHCR	Asylum- seekers (pending cases) <sup>4</sup>						
France	264,972	-	264,972	-	53,827	-	-	-	1,290	-	320,089
Gabon	1,008	-	1,008	1,008	1,886	-	-	-	-	-	2,894
Gambia	11,773	-	11,773	11,773	2	-	-	-	-	-	11,775
Georgia	1,060	599	1,659	1,659	587	-	265,267	-	793	-	268,306
Germany	250,299	-	250,299	-	311,551	-	-	-	11,978	-	573,828
Ghana	18,476	-	18,476	18,476	2,855	-	-	-	-	-	21,331
Greece	7,304	927	8,231	-	29,157	-	-	-	214	-	37,602
Grenada	-	-	-	-	-	-	-	-	-	-	-
Guatemala	202	-	202	87	73	-	-	-	-	-	275
Guinea	8,704	-	8,704	8,704	293	-	-	-	-	-	8,997
Guinea-Bissau	8,684	-	8,684	8,684	123	-	-	-	-	-	8,807
Guyana	11	-	11	11	1	-	-	-	-	-	12
Haiti	5	-	5	-	5	-	-	-	-	-	10
Honduras	23	-	23	11	19	-	-	-	-	-	42
Hungary	4,192	-	4,192	-	24,431	-	-	-	128	-	28,751
Iceland	104	-	104	-	225	-	-	-	119	-	448
India	200,383	-	200,383	26,799	5,381	-	-	-	-	-	205,764
Indonesia	5,277	-	5,277	5,277	7,911	-	-	-	-	-	13,188
Iran (Islamic Rep. of)	979,441	-	979,441	979,441	42	8	-	-	-	-	979,491
Iraq <sup>20</sup>	288,035	-	288,035	288,035	7,420	3,318	3,962,142	716	50,000	29	4,311,660
Ireland <sup>14</sup>	5,853	-	5,853	-	4,300	-	-	-	99	-	10,252
Israel	361	38,139	38,500	5,348	6,591	-	-	-	88	-	45,179
Italy <sup>14</sup>	93,715	-	93,715	-	48,307	-	-	-	606	-	142,628
Jamaica	15	-	15	15	3	-	-	-	-	-	18
Japan <sup>21</sup>	2,419	-	2,419	412	10,705	-	-	-	631	-	13,755
Jordan <sup>22</sup>	664,102	-	664,102	664,102	20,693	-	-	-	-	-	684,795
Kazakhstan	662	-	662	662	149	-	-	-	7,038	-	7,849
Kenya	552,272	-	552,272	552,272	40,341	1,231	-	-	20,000	-	613,844
Kuwait	593	-	593	593	1,040	-	-	-	93,000	-	94,633
Kyrgyzstan	433	-	433	433	168	-	-	-	13,678	-	14,279
Lao People's Dem. Rep.	-	-	-	-	-	-	-	-	-	-	-
Latvia <sup>23</sup>	195	-	195	-	171	-	-	-	262,802	-	263,168
Lebanon	1,172,388	-	1,172,388	1,172,388	10,851	-	-	-	-	5,813	1,189,052
Lesotho	44	-	44	-	1	-	-	-	-	-	45
Liberia	38,904	-	38,904	38,904	18	6	-	-	1	1,479	40,408
Libya	27,948	-	27,948	27,948	8,904	-	434,869	-	-	-	471,721
Liechtenstein	107	-	107	-	75	-	-	-	2	-	184
Lithuania	1,055	-	1,055	-	54	-	-	-	3,583	-	4,692
Luxembourg	1,192	-	1,192	-	831	-	-	-	81	-	2,104
Madagascar	10	-	10	10	9	-	-	-	-	-	19
Malawi	8,963	-	8,963	8,963	13,669	-	-	-	-	-	22,632
Malaysia	97,385	188	97,573	97,573	54,400	-	-	-	40,000	80,000	271,973
Mali	14,970	-	14,970	14,486	386	740	90,218	41,995	-	-	148,309
Malta	6,095	-	6,095	-	425	-	-	-	-	-	6,520
Mauritania	50,851	26,000	76,851	50,851	407	-	-	-	-	-	77,258
Mauritius	-	-	-	-	-	-	-	-	-	-	-
Mexico	2,158	-	2,158	212	-	-	-	-	13	55	2,226
Micronesia (Federated States of)	-	-	-	-	34	-	-	-	-	-	34
Monaco	33	-	33	-	-	-	-	-	-	-	33
Mongolia	11	-	11	11	5	-	-	-	16	-	32
Montenegro	6,203	-	6,203	6,203	7	-	-	-	3,284	10,318	19,812
Montserrat	-	-	-	-	-	-	-	-	-	-	-
Morocco	2,144	-	2,144	2,144	2,216	-	-	-	-	-	4,360
Mozambique	4,552	-	4,552	2,482	14,257	-	-	-	-	7	18,816
Myanmar <sup>24</sup>	-	-	-	-	-	1	368,500	8,000	1,090,000	-	1,466,501
Namibia	1,659	-	1,659	1,468	1,100	5	-	-	-	1,679	4,443
Nauru	506	-	506	-	816	-	-	-	-	-	1,322
Nepal <sup>25</sup>	36,287	-	36,287	21,287	57	-	-	-	-	409	36,753
Netherlands <sup>14</sup>	82,494	-	82,494	-	8,097	-	-	-	1,951	-	92,542
New Zealand <sup>14</sup>	1,349	-	1,349	-	251	-	-	-	-	-	1,600
Nicaragua	361	-	361	81	25	2	-	-	1	2	391
Niger	82,064	-	82,064	82,064	122	-	50,000	-	-	70,000	202,186
Nigeria	1,279	-	1,279	1,279	909	-	1,385,298	122,719	-	-	1,510,205
Norway <sup>14</sup>	47,043	-	47,043	-	5,885	-	-	-	1,997	-	54,925
Oman	122	-	122	122	268	-	-	-	-	-	390
Pakistan	1,540,854	-	1,540,854	1,540,854	6,103	2	1,556,400	336,606	-	-	3,439,965

... / ...

**ANNEX TABLE 1 Refugees, asylum-seekers, internally displaced persons (IDPs), returnees (refugees and IDPs), stateless persons, and others of concern to UNHCR by country/territory of asylum**  
| mid-2015 (or latest available estimates) (ctnd)

All data are provisional and subject to change.

Country/ territory of asylum <sup>1</sup>	REFUGEES					Returned refugees <sup>4</sup>	IDPs protected/ assisted by UNHCR, incl. people in IDP- like situations <sup>5</sup>	Returned IDPs <sup>6</sup>	Persons under UNHCR's statelessness mandate <sup>7</sup>	Others of concern to UNHCR <sup>8</sup>	Total population of concern
	Refugees <sup>2</sup>	People in refugee-like situations <sup>3</sup>	Total refugees and people in refugee-like situations	Of whom assisted by UNHCR	Asylum- seekers (pending cases) <sup>4</sup>						
Palau	1	-	1	1	-	-	-	-	-	-	1
Panama	2,303	15,000	17,303	330	2,038	-	-	-	2	-	19,343
Papua New Guinea	4,929	4,581	9,510	-	400	-	-	-	-	-	9,910
Paraguay	161	-	161	24	39	-	-	-	-	-	200
Peru	1,407	-	1,407	39	366	-	-	-	-	-	1,773
Philippines	254	-	254	17	163	-	42,171	334,888	8,619	68	386,163
Poland <sup>14</sup>	15,741	-	15,741	-	2,470	-	-	-	10,825	-	29,036
Portugal <sup>14</sup>	699	-	699	-	641	-	-	-	14	-	1,354
Qatar	133	-	133	133	100	-	-	-	1,200	-	1,433
Rep. of Korea	1,313	-	1,313	394	5,102	-	-	-	200	-	6,615
Rep. of Moldova	389	-	389	389	164	-	-	-	6,233	-	6,786
Romania	2,426	-	2,426	156	138	-	-	-	294	-	2,858
Russian Federation <sup>26</sup>	315,313	-	315,313	3,596	2,423	-	-	-	113,474	-	431,210
Rwanda	132,743	-	132,743	132,743	253	2,196	-	-	-	361	135,553
Saint Kitts and Nevis	1	-	1	1	-	-	-	-	-	-	1
Saint Lucia	2	-	2	2	2	-	-	-	-	60	64
Saint Vincent and the Grenadines	-	-	-	-	-	-	-	-	-	-	-
Sao Tome and Principe	-	-	-	-	-	-	-	-	-	-	-
Saudi Arabia	184	27	211	211	93	-	-	-	70,000	-	70,304
Senegal	14,304	-	14,304	14,304	2,956	-	-	-	-	-	17,260
Serbia and Kosovo (S/RES/1244 (1999))	35,309	-	35,309	7,360	464	73	220,227	159	3,490	-	259,722
Sierra Leone	1,371	-	1,371	458	16	-	-	-	-	-	1,387
Singapore	-	-	-	-	-	-	-	-	-	1	1
Sint Maarten (Dutch part)	3	-	3	3	5	-	-	-	-	-	8
Slovakia <sup>14</sup>	799	-	799	-	61	-	-	-	1,523	148	2,531
Slovenia	283	-	283	-	43	-	-	-	4	-	330
Solomon Islands	3	-	3	3	-	-	-	-	-	-	3
Somalia	3,582	-	3,582	3,582	9,320	19,004	1,133,000	-	-	69	1,164,975
South Africa	114,512	-	114,512	11,451	798,080	-	-	-	-	-	912,592
South Sudan <sup>27</sup>	265,887	-	265,887	265,887	632	-	1,643,484	148,530	-	-	2,058,533
Spain <sup>14</sup>	5,798	-	5,798	-	11,020	-	-	-	440	-	17,258
Sri Lanka <sup>28</sup>	848	-	848	848	461	231	50,268	-	-	-	51,808
State of Palestine	-	-	-	-	-	3	-	-	-	-	3
Sudan <sup>29</sup>	322,638	33,553	356,191	268,262	11,448	3,896	2,342,979	50,105	-	3,290	2,767,909
Suriname	1	-	1	1	-	-	-	-	-	-	1
Swaziland	539	-	539	127	321	-	-	-	-	4	864
Sweden <sup>14</sup>	142,207	-	142,207	-	56,135	-	-	-	27,167	-	225,509
Switzerland	69,390	-	69,390	-	17,085	-	-	-	76	-	86,551
Syrian Arab Rep. <sup>30</sup>	149,200	-	149,200	26,527	4,839	-	7,632,500	-	160,000	-	7,946,539
Tajikistan <sup>31</sup>	1,782	-	1,782	1,350	79	-	-	-	10,051	31	11,943
Thailand <sup>32</sup>	56,947	53,425	110,372	110,372	8,166	-	-	-	506,197	521	625,256
The former Yugoslav Republic of Macedonia	584	244	828	828	43	-	-	-	717	-	1,588
Timor-Leste	-	-	-	-	-	-	-	-	-	5	5
Togo	21,877	-	21,877	13,414	687	-	-	-	-	-	22,564
Tonga	-	-	-	-	-	-	-	-	-	-	-
Trinidad and Tobago	121	-	121	121	59	-	-	-	-	-	180
Tunisia	824	-	824	822	156	-	-	-	-	3	983
Turkey <sup>33</sup>	1,838,848	-	1,838,848	1,838,848	145,335	-	-	-	780	306	1,985,269
Turkmenistan	27	-	27	27	-	-	-	-	7,144	-	7,171
Turcs and Caicos Islands	4	-	4	4	4	-	-	-	-	-	8
Uganda	428,397	-	428,397	428,397	38,068	-	-	-	-	180,000	646,465
Ukraine	3,232	-	3,232	459	6,169	-	1,382,000	-	35,179	-	1,426,580
United Arab Emirates	424	-	424	424	378	-	-	-	-	-	802
United Kingdom <sup>14</sup>	117,234	-	117,234	-	37,829	-	-	-	16	-	155,079
United Rep. of Tanzania	159,014	-	159,014	136,787	1,150	-	-	-	-	168,019	328,183
United States of America <sup>34</sup>	267,222	-	267,222	-	224,508	-	-	-	-	-	491,730
Uruguay	289	-	289	73	68	-	-	-	-	-	357
Uzbekistan <sup>35</sup>	118	-	118	118	-	-	-	-	86,703	-	86,821
Vanuatu	-	-	-	-	1	-	-	-	-	-	1

... / ...

**ANNEX TABLE 1 Refugees, asylum-seekers, internally displaced persons (IDPs), returnees (refugees and IDPs), stateless persons, and others of concern to UNHCR by country/territory of asylum**  
| mid-2015 (or latest available estimates) (ctnd)

All data are provisional and subject to change.

Country/ territory of asylum <sup>1</sup>	REFUGEES					Returned refugees <sup>4</sup>	IDPs protected/ assisted by UNHCR, incl. people in IDP- like situations <sup>5</sup>	Returned IDPs <sup>6</sup>	Persons under UNHCR's statelessness mandate <sup>7</sup>	Others of concern to UNHCR <sup>8</sup>	Total population of concern
	Refugees <sup>2</sup>	People in refugee-like situations <sup>3</sup>	Total refugees and people in refugee-like situations	Of whom assisted by UNHCR	Asylum- seekers (pending cases) <sup>4</sup>						
Venezuela (Bolivarian Republic of)	5,647	168,544	174,191	34,164	704	-	-	-	-	-	174,895
Viet Nam	-	-	-	-	-	-	-	-	11,000	-	11,000
Yemen	263,047	-	263,047	118,338	9,902	-	1,267,590	-	-	-	1,540,539
Zambia	25,737	-	25,737	25,737	2,606	-	-	-	-	23,415	51,758
Zimbabwe <sup>36</sup>	6,085	-	6,085	6,085	123	10	-	-	300,000	1,873	308,091
<b>Total</b>	<b>14,441,674</b>	<b>655,959</b>	<b>15,097,633</b>	<b>11,482,891</b>	<b>2,343,919</b>	<b>84,365</b>	<b>34,047,716</b>	<b>1,376,684</b>	<b>3,944,474</b>	<b>1,064,911</b>	<b>57,959,702</b>

UNHCR-Bureaux											
- Central Africa- Great Lakes	865,112	13,741	878,853	814,818	18,623	6,658	2,021,269	332,666	1,302	320,810	3,580,181
- East and Horn of Africa	2,713,748	33,553	2,747,301	2,659,372	108,016	24,134	5,119,463	198,635	20,000	233,726	8,451,275
- Southern Africa	179,837	-	179,837	58,541	860,500	2,902	-	-	300,000	26,978	1,370,217
- Western Africa	258,893	-	258,893	249,033	9,298	820	1,549,516	164,714	700,116	71,536	2,754,893
<b>Total Africa</b>	<b>4,017,590</b>	<b>47,294</b>	<b>4,064,884</b>	<b>3,781,764</b>	<b>996,437</b>	<b>34,514</b>	<b>8,690,248</b>	<b>696,015</b>	<b>1,021,418</b>	<b>653,050</b>	<b>16,156,566</b>
Asia and Pacific	3,506,644	278,350	3,784,994	3,044,957	133,894	46,390	2,965,211	679,794	1,801,802	282,450	9,694,535
Middle East and North Africa	2,941,121	64,166	3,005,287	2,674,746	109,847	3,321	13,297,101	716	374,309	5,845	16,796,426
Europe	3,475,270	14,261	3,489,531	1,887,484	827,374	116	2,574,886	159	610,532	82,983	7,585,581
Americas	501,049	251,888	752,937	93,940	276,367	24	6,520,270	-	136,413	40,583	7,726,594
<b>Total</b>	<b>14,441,674</b>	<b>655,959</b>	<b>15,097,633</b>	<b>11,482,891</b>	<b>2,343,919</b>	<b>84,365</b>	<b>34,047,716</b>	<b>1,376,684</b>	<b>3,944,474</b>	<b>1,064,911</b>	<b>57,959,702</b>

UN major regions											
Africa	4,419,845	73,294	4,493,139	4,180,012	1,044,031	34,514	9,125,117	696,015	1,021,439	653,053	17,067,308
Asia	7,853,396	324,984	8,178,380	7,170,600	320,437	49,711	16,715,602	680,510	2,181,486	294,598	28,420,724
Europe	1,625,002	1,212	1,626,214	38,323	678,737	116	1,686,727	159	605,136	76,677	4,673,766
Latin America and the Caribbean	84,664	251,888	336,552	93,940	37,378	24	6,520,270	-	136,413	40,583	7,071,220
Northern America	416,385	-	416,385	-	238,989	-	-	-	-	-	655,374
Oceania	42,382	4,581	46,963	16	24,347	-	-	-	-	-	71,310
<b>Total</b>	<b>14,441,674</b>	<b>655,959</b>	<b>15,097,633</b>	<b>11,482,891</b>	<b>2,343,919</b>	<b>84,365</b>	<b>34,047,716</b>	<b>1,376,684</b>	<b>3,944,474</b>	<b>1,064,911</b>	<b>57,959,702</b>

## Notes

The data are generally provided by Governments, based on their own definitions and methods of data collection.

A dash (“-”) indicates that the value is zero, not available or not applicable.

1 Country or territory of asylum or residence.

2 Persons recognized as refugees under the 1951 UN Convention/1967 Protocol, the 1969 OAU Convention, in accordance with the UNHCR Statute, persons granted a complementary form of protection and those granted temporary protection. In the absence of Government figures, UNHCR has estimated the refugee population in many industrialized countries based on 10 years of individual asylum-seeker recognition.

3 This category is descriptive in nature and includes groups of persons who are outside their country or territory of origin and who face protection risks similar to those of refugees, but for whom refugee status has, for practical or other reasons, not been ascertained.

4 Persons whose application for asylum or refugee status is pending at any stage in the asylum procedure.

5 Refugees who have returned to their place of origin during the first half of 2015. Source: country of origin and asylum.

6 Persons who are displaced within their country and to whom UNHCR extends protection and/or assistance. It also includes people in IDP-like situations. This category is descriptive in nature and includes groups of persons who are inside their country of nationality or habitual residence and who face protection risks similar to those of IDPs but who, for practical or other reasons, could not be reported as such.

7 IDPs protected/assisted by UNHCR who have returned to their place of origin during the first half of 2015.

8 Refers to persons who are not considered as nationals by any State under the operation of its law. This category refers to persons who fall under the agency's statelessness mandate because they are stateless according to this international definition, but data from some countries may also include persons with undetermined nationality.

9 Refers to individuals who do not necessarily fall directly into any of the other groups but to whom UNHCR may extend its protection and/or assistance services. These activities might be based on humanitarian or other special grounds.

10 According to the Government of Algeria, there are an estimated 165,000 Sahrawi refugees in the Tindouf camps.

11 Australia's figures for asylum-seekers are based on the number of applications lodged for protection visas. Refugee figure refers to the end of 2014.

12 All figures relate to the end of 2014.

13 The refugee population includes 200,000 persons originating from Myanmar in a refugee-like situation. The Government of Bangladesh estimates the population to be between 300,000 and 500,000.

14 Refugee population relates to the end of 2014.

15 The 300,000 Vietnamese refugees are well integrated and in practice receive protection from the Government of China.

16 UNHCR's assistance activities for IDPs in Cyprus ended in 1999. Visit the website of the Internal Displacement Monitoring Centre (IDMC) for further information.

17 The number of Rwandan refugees in the Democratic Republic of the Congo is subject to change based on a registration exercise carried out in 2014 that resulted in a figure of 243,000 identified Rwandans, as well as a biometric registration exercise. UNOCHA revised the IDP figure in the Democratic Republic of the Congo from more than 2.7 million at the end of 2014 to 1.5 million at mid-2015.

18 A previous estimate of 210,000 individuals was based on a national survey released by the National Bureau for Statistics in 2013 concerning individuals born in the country to foreign parents. According to official information released by the Dominican Government in 2015, this estimate actually included a significant number of individuals born in the country to a Dominican-born parent (i.e., a parent who may be a Dominican national). The revised estimate includes only individuals born in the country where both parents were born abroad. This estimate does not include subsequent generations of individuals of foreign descent, as there is no reliable population data available concerning those other than first generation individuals, and as such it does not include all persons without nationality. Finally, it should be noted that the revised estimate will be adjusted as official data becomes available on the number of individuals who have found an effective nationality solution under Law 169-14.

19 Almost all people recorded as being stateless have permanent residence and enjoy more rights than foreseen in the 1954 Convention relating to the Status of Stateless Persons.

20 Pending a more accurate study into statelessness in Iraq, the estimate of stateless persons in Iraq has been adjusted to reflect the reduction of statelessness in line with Law 26 of 2006, which allows stateless persons to apply for nationality in certain circumstances.

21 Figures are UNHCR estimates.

22 Includes 32,800 Iraqi refugees registered with UNHCR in Jordan. The Government estimated the number of Iraqis at 400,000 individuals at the end of March 2015. This included refugees and other categories of Iraqis.

23 The figure of stateless persons includes persons covered by two separate Laws. 180 fall under the Republic of Latvia's Law on Stateless Persons on 17 February 2004, which replaced the Law on the Status of Stateless Persons in the Republic of Latvia of 18 February 1999, and which determines the legal status of persons who are not considered as citizens by the legislation of any State and whose status is not determined by the 25th April 1995 Law (quoted below). 262,622 of the persons reported in this table fall under the Republic of Latvia's 25 April 1995 Law on the Status of Those Former USSR Citizens who are not Citizens of Latvia or of Any Other State, and are granted a transitional legal status to permanently residing persons (non-citizens) entitling them to a set of rights and obligations beyond the minimum rights prescribed by the 1954 Convention relating to the Status of Stateless Persons. According to the Latvian authorities, “Non-citizens of Latvia is the only category of residents who are not Latvian citizens, but who enjoy the right to reside in Latvia *ex lege* (all others require a resident permit) and an immediate right to acquire citizenship through registration and/or naturalisation (depending on age).”

24 This figure is an estimate of persons without any citizenship in Rakhine state derived from the 2014 census. It does not include an estimated 175,000 IDPs, persons in an IDP-like situation and IDP returnees who are also of concern under the statelessness mandate because they are already included among the IDP figure.

25 Various studies estimate that a large number of individuals lack citizenship certificates in Nepal. While these individuals are not all necessarily stateless, UNHCR has been working closely with the Government of Nepal and partners to address this situation.

26 Stateless persons refers to census figure from 2010 adjusted to reflect the number of people who acquired nationality in 2011-2014.

27 IDP figure in South Sudan includes 105,000 people who are in an IDP-like situation.

28 The statistics of the remaining IDPs as at mid-2015, while provided by the Government authorities at the district level, are being reviewed by the central authorities. Once this review has been concluded, the statistics will be changed accordingly.

29 IDP figure in Sudan includes 77,300 people who are in an IDP-like situation.

30 Refugee figure for Iraqis in the Syrian Arab Republic is a Government estimate. UNHCR has registered and is assisting 23,500 Iraqis at mid-2015.

31 Figure refers to a registration exercise in three regions and 637 persons registered as stateless by the Ministry of Internal Affairs of Tajikistan.

32 Figure of stateless persons in Thailand refers to 2011.

33 Refugee figure for Syrians in Turkey is a Government estimate.

34 The refugee figure for the United States of America is currently under review, which may lead to an adjustment in future reports. Refugee figure relates to the end of 2014.

35 Figure of stateless persons refers to those with permanent residence reported in 2010 by the Government. Information on other categories of stateless persons is not available.

36 The figure is an estimate and currently under review.

Source: UNHCR/Governments.



**ANNEX TABLE 2 Refugees, asylum-seekers, internally displaced persons (IDPs), returnees (refugees and IDPs), stateless persons, and others of concern to UNHCR by origin**

| mid-2015 (or latest available estimates)

All data are provisional and subject to change.

Origin <sup>1</sup>	REFUGEES					Returned refugees <sup>2</sup>	IDPs protected/assisted by UNHCR, incl. people in IDP-like situations <sup>5</sup>	Returned IDPs <sup>7</sup>	Persons under UNHCR's statelessness mandate <sup>8</sup>	Others of concern to UNHCR <sup>9</sup>	Total population of concern
	Refugees <sup>3</sup>	People in refugee-like situations <sup>4</sup>	Total refugees and people in refugee-like situations	of whom: UNHCR-assisted	Asylum-seekers (pending cases) <sup>6</sup>						
Afghanistan	2,632,534	-	2,632,534	2,514,874	106,972	46,148	947,872	300	-	201,315	3,935,141
Albania	10,463	-	10,463	6	34,550	-	-	-	-	-	45,013
Algeria	3,541	-	3,541	68	6,259	-	-	-	-	18	9,818
Andorra	7	-	7	-	1	-	-	-	-	-	8
Angola	9,550	-	9,550	1,122	2,226	2,887	-	-	-	62,413	77,076
Anguilla	1	-	1	-	-	-	-	-	-	-	1
Antigua and Barbuda	53	-	53	-	16	-	-	-	-	-	69
Argentina	312	-	312	3	131	-	-	-	-	-	443
Armenia	11,891	-	11,891	72	6,834	-	-	-	-	12	18,737
Australia	18	-	18	-	9	-	-	-	-	-	27
Austria	9	-	9	-	12	-	-	-	-	-	21
Azerbaijan	10,579	-	10,579	1,590	4,845	-	622,892	-	-	1	638,317
Bahamas	215	-	215	-	58	-	-	-	-	-	273
Bahrain	373	-	373	17	107	-	-	-	-	7	487
Bangladesh	11,108	1	11,109	212	28,150	-	-	-	-	12	39,271
Barbados	86	-	86	-	32	-	-	-	-	-	118
Belarus	4,299	-	4,299	16	1,108	-	-	-	-	1	5,408
Belgium	76	-	76	-	14	-	-	-	-	-	90
Belize	45	-	45	-	38	-	-	-	-	-	83
Benin	352	-	352	1	873	-	-	-	-	-	1,225
Bermuda	-	-	-	-	3	-	-	-	-	-	3
Bhutan	21,392	-	21,392	20,818	194	-	-	-	-	-	21,586
Bolivia (Plurinational State of)	593	-	593	11	291	-	-	-	-	-	884
Bosnia and Herzegovina	19,587	41	19,628	3,111	6,284	19	84,500	-	-	52,438	162,869
Botswana	236	-	236	-	116	-	-	-	-	-	352
Brazil	971	-	971	5	1,472	-	-	-	-	-	2,443
British Virgin Islands	-	-	-	-	-	-	-	-	-	-	-
Brunei Darussalam	1	-	1	-	1	-	-	-	-	-	2
Bulgaria	1,631	-	1,631	2	248	-	-	-	-	1	1,880
Burkina Faso	1,862	-	1,862	21	2,049	-	-	-	-	1	3,912
Burundi	217,360	-	217,360	185,057	24,157	11	78,948	-	-	163,497	483,973
Cabo Verde	27	-	27	-	90	-	-	-	-	-	117
Cambodia	12,939	9	12,948	174	272	-	-	-	-	-	13,220
Cameroon	10,854	-	10,854	406	6,116	-	81,693	-	-	4	98,667
Canada	87	-	87	1	67	-	-	-	-	6	160
Cayman Islands	6	-	6	-	-	-	-	-	-	-	6
Central African Rep.	469,314	1,254	470,568	468,913	10,157	1,220	368,859	138,825	-	15,049	1,004,678
Chad	14,809	33,553	48,362	12,511	3,275	-	-	-	-	35,000	86,637
Chile	604	-	604	11	87	-	-	-	-	-	691
China	210,815	-	210,815	295	52,598	-	-	-	-	1	263,414
China, Hong Kong SAR	25	-	25	-	33	-	-	-	-	-	58
China, Macao SAR	5	-	5	-	20	-	-	-	-	-	25
Colombia	95,237	250,888	346,125	89,223	6,030	22	6,520,270	-	-	-	6,872,447
Comoros	562	-	562	1	377	-	-	-	-	-	939
Congo, Republic of	14,745	-	14,745	2,024	4,079	1	-	-	-	78	18,903
Cook Islands	1	-	1	-	-	-	-	-	-	-	1
Costa Rica	418	-	418	2	155	-	-	-	-	-	573
Côte d'Ivoire	72,158	-	72,158	59,583	14,396	74	24,000	-	-	41	110,669
Croatia <sup>10</sup>	33,669	-	33,669	12,021	460	24	-	-	-	13,774	47,927
Cuba	6,058	1,000	7,058	726	1,760	-	-	-	-	130	8,948
Curaçao	35	-	35	-	-	-	-	-	-	-	35
Cyprus <sup>11</sup>	6	-	6	-	6	-	-	-	-	-	12
Czech Rep.	1,311	-	1,311	-	162	-	-	-	-	-	1,473
Dem. People's Rep. of Korea	1,079	-	1,079	70	294	-	-	-	-	-	1,373
Dem. Rep. of the Congo	535,115	208	535,323	464,691	75,350	3,230	1,491,769	193,841	-	116,289	2,415,802
Denmark	11	-	11	-	7	-	-	-	-	-	18
Djibouti	921	-	921	85	494	-	-	-	-	31	1,446
Dominica	38	-	38	-	25	-	-	-	-	-	63
Dominican Rep.	358	-	358	11	1,439	-	-	-	-	-	1,797
Ecuador	807	-	807	19	6,330	-	-	-	-	-	7,137
Egypt	16,105	-	16,105	267	10,415	-	-	-	-	48	26,568
El Salvador	11,120	-	11,120	385	21,885	-	-	-	-	24	33,029
Equatorial Guinea	173	-	173	13	104	-	-	-	-	-	277
Eritrea	352,309	31,560	383,869	233,050	60,157	1	-	-	-	64	444,091

... / ...

# Refugees, asylum-seekers, internally displaced persons (IDPs), returnees (refugees and IDPs), stateless persons, and others of concern to UNHCR by origin

| mid-2015 (or latest available estimates) (ctnd)

All data are provisional and subject to change.

Origin <sup>1</sup>	REFUGEES					Returned refugees <sup>2</sup>	IDPs protected/assisted by UNHCR, incl. people in IDP-like situations <sup>5</sup>	Returned IDPs <sup>7</sup>	Persons under UNHCR's statelessness mandate <sup>8</sup>	Others of concern to UNHCR <sup>9</sup>	Total population of concern
	Refugees <sup>3</sup>	People in refugee-like situations <sup>4</sup>	Total refugees and people in refugee-like situations	of whom: UNHCR-assisted	Asylum-seekers (pending cases) <sup>6</sup>						
Estonia	340	-	340	1	39	-	-	-	-	-	379
Ethiopia	88,149	-	88,149	42,844	72,278	2	-	-	-	367	160,796
Fiji	924	-	924	6	732	-	-	-	-	-	1,656
Finland	7	-	7	-	7	-	-	-	-	-	14
France	93	-	93	-	62	-	-	-	-	-	155
Gabon	173	-	173	3	173	-	-	-	-	-	346
Gambia	5,136	-	5,136	58	11,899	-	-	-	-	-	17,035
Georgia	6,719	-	6,719	541	7,759	-	265,267	-	-	-	279,745
Germany	174	-	174	2	87	-	-	-	-	2	263
Ghana	22,182	-	22,182	10,040	9,883	-	-	-	-	2	32,067
Gibraltar	2	-	2	-	-	-	-	-	-	-	2
Greece	112	-	112	-	84	-	-	-	-	-	196
Grenada	324	-	324	-	51	-	-	-	-	-	375
Guadeloupe	-	-	-	-	-	-	-	-	-	-	-
Guatemala	7,467	-	7,467	52	19,587	-	-	-	-	5	27,059
Guinea	16,009	-	16,009	185	17,496	-	-	-	-	-	33,505
Guinea-Bissau	1,321	-	1,321	16	2,117	-	-	-	-	-	3,438
Guyana	703	-	703	-	198	-	-	-	-	-	901
Haiti	37,092	-	37,092	689	7,933	-	-	-	-	40,336	85,361
Holy See (the)	-	-	-	-	-	-	-	-	-	-	-
Honduras	4,312	-	4,312	187	13,678	-	-	-	-	26	18,016
Hungary	1,303	-	1,303	2	1,645	-	-	-	-	3	2,951
Iceland	1	-	1	-	4	-	-	-	-	-	5
India	10,359	-	10,359	14	22,414	-	-	-	-	363	33,136
Indonesia	9,690	4,739	14,429	788	2,529	-	-	-	-	3	16,961
Iran (Islamic Rep. of)	83,507	-	83,507	16,180	39,876	8	-	-	-	22	123,413
Iraq <sup>12</sup>	377,747	-	377,747	127,650	141,913	3,318	3,962,142	716	-	45	4,485,881
Ireland	10	-	10	-	50	-	-	-	-	-	60
Israel	962	-	962	-	356	-	-	-	-	-	1,318
Italy	68	-	68	1	137	-	-	-	-	-	205
Jamaica	1,696	-	1,696	13	570	-	-	-	-	-	2,266
Japan	190	-	190	-	79	-	-	-	-	-	269
Jordan	1,767	-	1,767	114	1,539	-	-	-	-	114	3,420
Kazakhstan	2,242	-	2,242	16	1,187	-	-	-	-	-	3,429
Kenya	7,474	-	7,474	2,974	3,278	1,231	-	-	-	3	11,986
Kiribati	3	-	3	-	1	-	-	-	-	-	4
Kuwait	978	-	978	31	248	-	-	-	-	-	1,226
Kyrgyzstan	2,423	-	2,423	259	1,988	-	-	-	-	-	4,411
Lao People's Dem. Rep.	7,420	-	7,420	3	123	-	-	-	-	-	7,543
Latvia	215	-	215	4	90	-	-	-	-	-	305
Lebanon	4,329	-	4,329	111	4,270	-	-	-	-	-	8,599
Lesotho	17	-	17	-	969	-	-	-	-	-	986
Liberia	13,543	27	13,570	8,882	2,355	6	-	-	-	9	15,940
Libya	4,317	-	4,317	53	5,219	-	434,869	-	-	7	444,412
Liechtenstein	-	-	-	-	-	-	-	-	-	-	-
Lithuania	186	-	186	2	82	-	-	-	-	-	268
Luxembourg	2	-	2	-	1	-	-	-	-	-	3
Madagascar	286	-	286	2	183	-	-	-	-	5	474
Malawi	363	-	363	4	5,368	-	-	-	-	-	5,731
Malaysia	467	-	467	-	1,958	-	-	-	-	-	2,425
Maldives	34	-	34	3	10	-	-	-	-	-	44
Mali	146,667	-	146,667	135,554	10,919	740	90,218	41,995	-	-	290,539
Malta	5	-	5	-	-	-	-	-	-	-	5
Marshall Islands	3	-	3	-	6	-	-	-	-	-	9
Mauritania	34,121	-	34,121	26,591	7,134	-	-	-	-	4	41,259
Mauritius	93	-	93	-	190	-	-	-	-	-	283
Mexico	10,664	-	10,664	16	35,276	-	-	-	-	-	45,940
Monaco	3	-	3	-	-	-	-	-	-	-	3
Mongolia	2,177	-	2,177	-	2,622	-	-	-	-	-	4,799
Montenegro	615	-	615	4	2,745	-	-	-	-	-	3,360
Morocco	1,559	-	1,559	46	3,860	-	-	-	-	15	5,434
Mozambique	59	-	59	6	2,049	-	-	-	-	2	2,110
Myanmar <sup>13</sup>	204,949	253,432	458,381	250,241	55,639	1	368,500	8,000	-	526	891,047
Namibia	1,185	-	1,185	912	147	5	-	-	-	13	1,350
Nepal	8,562	2	8,564	30	6,605	-	-	-	-	-	15,169
Netherlands	64	-	64	-	48	-	-	-	-	1	113

... / ...

**ANNEX TABLE 2 Refugees, asylum-seekers, internally displaced persons (IDPs), returnees (refugees and IDPs), stateless persons, and others of concern to UNHCR by origin**

| mid-2015 (or latest available estimates) (ctnd)

All data are provisional and subject to change.

Origin <sup>1</sup>	REFUGEES					Returned refugees <sup>2</sup>	IDPs protected/assisted by UNHCR, incl. people in IDP-like situations <sup>5</sup>	Returned IDPs <sup>7</sup>	Persons under UNHCR's statelessness mandate <sup>8</sup>	Others of concern to UNHCR <sup>9</sup>	Total population of concern
	Refugees <sup>3</sup>	People in refugee-like situations <sup>4</sup>	Total refugees and people in refugee-like situations	of whom: UNHCR-assisted	Asylum-seekers (pending cases) <sup>6</sup>						
New Zealand	16	-	16	-	19	-	-	-	-	1	36
Nicaragua	1,434	-	1,434	502	863	2	-	-	-	-	2,299
Niger	1,172	-	1,172	438	733	-	50,000	-	-	70,000	121,905
Nigeria	107,816	12,487	120,303	89,803	40,640	-	1,385,298	122,719	-	13	1,668,973
Niue	18	-	18	-	-	-	-	-	-	-	18
Norfolk Island	1	-	1	-	-	-	-	-	-	-	1
Norway	13	-	13	-	3	-	-	-	-	-	16
Oman	31	-	31	4	23	-	-	-	-	-	54
Pakistan	241,973	20,163	262,136	228,023	52,409	2	1,556,400	336,606	-	2	2,207,555
Palau	1	-	1	-	2	-	-	-	-	-	3
Palestinian <sup>14</sup>	97,241	-	97,241	87,473	3,923	3	-	-	-	3,241	104,408
Panama	72	-	72	3	52	-	-	-	-	-	124
Papua New Guinea	288	-	288	-	251	-	-	-	-	-	539
Paraguay	94	-	94	1	61	-	-	-	-	-	155
Peru	4,129	-	4,129	196	1,202	-	-	-	-	-	5,331
Philippines	668	1	669	18	1,540	-	42,171	334,888	-	80,055	459,323
Poland	1,401	-	1,401	4	340	-	-	-	-	-	1,741
Portugal	31	-	31	1	49	-	-	-	-	-	80
Qatar	21	-	21	-	9	-	-	-	-	-	30
Rep. of Korea	483	-	483	-	316	-	-	-	-	-	799
Rep. of Moldova	2,242	-	2,242	26	2,348	-	-	-	-	1	4,591
Romania	1,929	-	1,929	3	1,274	-	-	-	-	2	3,205
Russian Federation	71,497	-	71,497	961	23,605	-	-	-	-	310	95,412
Rwanda <sup>15</sup>	76,898	-	76,898	38,166	10,541	2,196	-	-	-	5,292	94,927
Saint Kitts and Nevis	23	-	23	-	19	-	-	-	-	-	42
Saint Lucia	922	-	922	-	217	-	-	-	-	-	1,139
Saint-Pierre-et-Miquelon	-	-	-	-	1	-	-	-	-	-	1
Saint Vincent and the Grenadines	1,736	-	1,736	-	170	-	-	-	-	-	1,906
Samoa	1	-	1	-	483	-	-	-	-	-	484
San Marino	1	-	1	-	1	-	-	-	-	-	2
Sao Tome and Principe	22	-	22	19	8	-	-	-	-	-	30
Saudi Arabia	629	-	629	20	483	-	-	-	-	15	1,127
Senegal	23,404	-	23,404	19,928	11,599	-	-	-	-	-	35,003
Serbia and Kosovo (S/RES/1244 (1999))	44,648	244	44,892	6,660	55,253	73	220,227	159	-	-	320,604
Seychelles	25	-	25	-	16	-	-	-	-	-	41
Sierra Leone	4,962	-	4,962	816	3,377	-	-	-	-	1,479	9,818
Singapore	59	-	59	-	34	-	-	-	-	-	93
Sint Maarten (Dutch part)	-	-	-	-	-	-	-	-	-	-	-
Slovakia	305	-	305	-	498	-	-	-	-	-	803
Slovenia	24	-	24	-	22	-	-	-	-	-	46
Solomon Islands	70	-	70	1	30	-	-	-	-	-	100
Somalia	1,105,460	158	1,105,618	826,556	49,990	19,004	1,133,000	-	-	74	2,307,686
South Africa	426	-	426	6	840	-	-	-	-	-	1,266
South Sudan <sup>16</sup>	744,034	68	744,102	720,660	3,885	-	1,643,484	148,530	-	12	2,540,013
Spain	60	-	60	4	87	-	-	-	-	-	147
Sri Lanka <sup>17</sup>	122,533	-	122,533	2,234	15,504	231	50,268	-	-	15	188,551
Sudan <sup>18</sup>	634,612	6,307	640,919	620,493	40,109	3,896	2,342,979	50,105	-	6	3,078,014
Suriname	17	-	17	-	48	-	-	-	-	-	65
Swaziland	162	-	162	3	170	-	-	-	-	3	335
Sweden	18	-	18	-	10	-	-	-	-	-	28
Switzerland	17	-	17	-	3	-	-	-	-	-	20
Syrian Arab Rep.	4,180,920	13,634	4,194,554	4,023,972	90,751	-	7,632,500	-	-	8,001	11,925,806
Tajikistan	741	-	741	70	1,021	-	-	-	-	-	1,762
The former Yugoslav Republic of Macedonia	1,813	-	1,813	5	9,780	-	-	-	-	-	11,593
Thailand	225	2	227	15	682	-	-	-	-	-	909
Tibetan	15,069	-	15,069	3	10	-	-	-	-	46	15,125
Timor-Leste	13	-	13	1	4	-	-	-	-	-	17
Togo	9,226	-	9,226	3,128	1,874	-	-	-	-	-	11,100
Tonga	22	-	22	-	78	-	-	-	-	-	100
Trinidad and Tobago	371	-	371	-	172	-	-	-	-	-	543
Tunisia	1,484	-	1,484	44	2,052	-	-	-	-	11	3,547
Turkey	63,004	-	63,004	16,761	10,302	-	-	-	-	15	73,321
Turkmenistan	498	-	498	28	1,021	-	-	-	-	-	1,519

... / ...

**ANNEX TABLE 2 Refugees, asylum-seekers, internally displaced persons (IDPs), returnees (refugees and IDPs), stateless persons, and others of concern to UNHCR by origin**

| mid-2015 (or latest available estimates) (ctnd)

All data are provisional and subject to change.

Origin <sup>1</sup>	REFUGEES					Returned refugees <sup>2</sup>	IDPs protected/assisted by UNHCR, incl. people in IDP-like situations <sup>5</sup>	Returned IDPs <sup>7</sup>	Persons under UNHCR's statelessness mandate <sup>8</sup>	Others of concern to UNHCR <sup>9</sup>	Total population of concern
	Refugees <sup>3</sup>	People in refugee-like situations <sup>4</sup>	Total refugees and people in refugee-like situations	of whom: UNHCR-assisted	Asylum-seekers (pending cases) <sup>6</sup>						
Turks and Caicos Islands	15	-	15	-	3	-	-	-	-	-	18
Tuvalu	2	-	2	-	1	-	-	-	-	-	3
Uganda	7,185	-	7,185	916	6,123	-	-	-	-	180,000	193,308
Ukraine	318,606	180	318,786	933	20,754	-	1,382,000	-	-	5	1,721,545
United Arab Emirates	93	-	93	5	90	-	-	-	-	-	183
United Kingdom	141	-	141	2	114	-	-	-	-	-	255
United Rep. of Tanzania	859	-	859	98	1,395	-	-	-	-	-	2,254
United States of America <sup>19</sup>	4,949	-	4,949	13	235	-	-	-	-	16	5,200
Uruguay	125	-	125	1	57	-	-	-	-	-	182
Uzbekistan	4,762	-	4,762	311	2,293	-	-	-	-	2	7,057
Vanuatu	1	-	1	-	-	-	-	-	-	-	1
Venezuela (Bolivarian Rep. of)	7,954	-	7,954	195	7,420	-	-	-	-	2	15,376
Viet Nam <sup>20</sup>	313,332	1	313,333	231	4,745	-	-	-	-	198	318,276
Wallis and Futuna Islands	-	-	-	-	1	-	-	-	-	-	1
Western Sahara <sup>21</sup>	90,538	26,000	116,538	90,116	1,100	-	-	-	-	-	117,638
Yemen	5,832	-	5,832	3,619	5,618	-	1,267,590	-	-	14	1,279,054
Zambia	318	-	318	12	414	-	-	-	-	-	732
Zimbabwe	22,210	-	22,210	1,352	52,992	10	-	-	-	121	75,333
Stateless	30,196	-	30,196	955	10,082	-	-	-	3,944,474	-	3,984,752
Various/unknown	113,101	-	113,101	465	756,240	-	-	-	-	13,831	883,172
<b>Total</b>	<b>14,441,674</b>	<b>655,959</b>	<b>15,097,633</b>	<b>11,482,891</b>	<b>2,343,919</b>	<b>84,365</b>	<b>34,047,716</b>	<b>1,376,684</b>	<b>3,944,474</b>	<b>1,064,911</b>	<b>57,959,702</b>

UNHCR-Bureaux											
- Central Africa-Great Lakes	1,325,513	1,462	1,326,975	1,159,390	132,080	6,658	2,021,269	332,666	-	300,209	4,119,857
- East and Horn of Africa	2,954,953	71,646	3,026,599	2,460,089	239,589	24,134	5,119,463	198,635	-	215,557	8,823,977
- Southern Africa	35,492	-	35,492	3,420	66,057	2,902	-	-	-	62,557	167,008
- Western Africa	425,837	12,514	438,351	328,453	130,300	820	1,549,516	164,714	-	71,545	2,355,246
<b>Total Africa</b>	<b>4,741,795</b>	<b>85,622</b>	<b>4,827,417</b>	<b>3,951,352</b>	<b>568,026</b>	<b>34,514</b>	<b>8,690,248</b>	<b>696,015</b>	<b>-</b>	<b>649,868</b>	<b>15,466,088</b>
Asia and Pacific	3,923,643	278,350	4,201,993	3,034,918	404,755	46,390	2,965,211	679,794	-	282,561	8,580,704
Middle East and North Africa	4,822,588	39,634	4,862,222	4,360,201	285,369	3,321	13,297,101	716	-	11,540	18,460,269
Europe	609,208	465	609,673	42,735	191,816	116	2,574,886	159	-	66,566	3,443,216
Americas	201,143	251,888	453,031	92,265	127,631	24	6,520,270	-	-	40,545	7,141,501
Various/Stateless	143,297	-	143,297	1,420	766,322	-	-	-	3,944,474	13,831	4,867,924
<b>Total</b>	<b>14,441,674</b>	<b>655,959</b>	<b>15,097,633</b>	<b>11,482,891</b>	<b>2,343,919</b>	<b>84,365</b>	<b>34,047,716</b>	<b>1,376,684</b>	<b>3,944,474</b>	<b>1,064,911</b>	<b>57,959,702</b>

UN major regions											
Africa	4,893,460	111,622	5,005,082	4,068,537	604,065	34,514	9,125,117	696,015	-	649,971	16,114,764
Asia	8,685,396	291,984	8,977,380	7,296,891	682,219	49,711	16,715,602	680,510	-	294,025	27,399,447
Europe	517,009	465	517,474	23,771	162,068	116	1,686,727	159	-	66,538	2,433,082
Latin America and the Caribbean	196,107	251,888	447,995	92,251	127,326	24	6,520,270	-	-	40,523	7,136,138
Northern America	5,036	-	5,036	14	306	-	-	-	-	22	5,364
Oceania	1,369	-	1,369	7	1,613	-	-	-	-	1	2,983
Various/Stateless	143,297	-	143,297	1,420	766,322	-	-	-	3,944,474	13,831	4,867,924
<b>Total</b>	<b>14,441,674</b>	<b>655,959</b>	<b>15,097,633</b>	<b>11,482,891</b>	<b>2,343,919</b>	<b>84,365</b>	<b>34,047,716</b>	<b>1,376,684</b>	<b>3,944,474</b>	<b>1,064,911</b>	<b>57,959,702</b>



## Notes

The data are generally provided by Governments, based on their own definitions and methods of data collection.

A dash (“-”) indicates that the value is zero, not available or not applicable.

**1** Country or territory of origin.

**2** Persons recognized as refugees under the 1951 UN Convention/1967 Protocol, the 1969 OAU Convention, in accordance with the UNHCR Statute, persons granted a complementary form of protection and those granted temporary protection. In the absence of Government figures, UNHCR has estimated the refugee population in many industrialized countries based on 10 years of individual asylum-seeker recognition.

**3** This category is descriptive in nature and includes groups of persons who are outside their country or territory of origin and who face protection risks similar to those of refugees, but for whom refugee status has, for practical or other reasons, not been ascertained.

**4** Persons whose application for asylum or refugee status is pending at any stage in the asylum procedure.

**5** Refugees who have returned to their place of origin during the first half of 2015. Source: country of origin and asylum.

**6** Persons who are displaced within their country and to whom UNHCR extends protection and/or assistance. It also includes people in IDP-like situations. This category is descriptive in nature and includes groups of persons who are inside their country of nationality or habitual residence and who face protection risks similar to those of IDPs but who, for practical or other reasons, could not be reported as such.

**7** IDPs protected/assisted by UNHCR who have returned to their place of origin during the first half of 2015.

**8** Refers to persons who are not considered as nationals by any State under the operation of its law. This category refers to persons who fall under the agency's statelessness mandate because they are stateless according to this international definition, but data from some countries may also include persons with undetermined nationality.

**9** Refers to individuals who do not necessarily fall directly into any of the other groups but to whom UNHCR may extend its protection and/or assistance services. These activities might be based on humanitarian or other special grounds.

**10** UNHCR has recommended on 4 April 2014 to start the process of cessation of refugee status for refugees from Croatia displaced during the 1991-95 conflict. The Office suggests that cessation enters into effect latest by the end of 2017.

**11** UNHCR's assistance activities for IDPs in Cyprus ended in 1999. Visit the website of the Internal Displacement Monitoring Centre (IDMC) for further information.

**12** Refugee figure for Iraqis in the Syrian Arab Republic is a Government estimate. UNHCR has registered and is assisting 23,500 Iraqis at mid-2015. The refugee population in Jordan includes 32,800 Iraqis registered with UNHCR. The Government of Jordan estimated the number of Iraqis at 400,000 individuals at the end of March 2015. This included refugees and other categories of Iraqis.

**13** The figure of stateless persons refers to persons without citizenship in Rakhine State only and does not include an estimated 170,000 IDPs and persons in an IDP-like situation who are included under the IDP population but who are not considered nationals. The total stateless population in Rakhine State is estimated to be approximately one million.

**14** Refers to Palestinian refugees under the UNHCR mandate only.

**15** The number of Rwandan refugees in the Democratic Republic of the Congo is subject to change based on a registration exercise carried out in 2014 that resulted in a figure of 243,000 identified Rwandans, as well as a biometric registration exercise.

**16** An unknown number of refugees and asylum-seekers from South Sudan may be included under Sudan (in absence of separate statistics for both countries). IDP figure in South Sudan includes 105,000 people who are in an IDP-like situation.

**17** The statistics of the remaining IDPs as at mid-2015, while provided by the Government authorities at the district level, are being reviewed by the central authorities. Once this review has been concluded, the statistics will be changed accordingly.

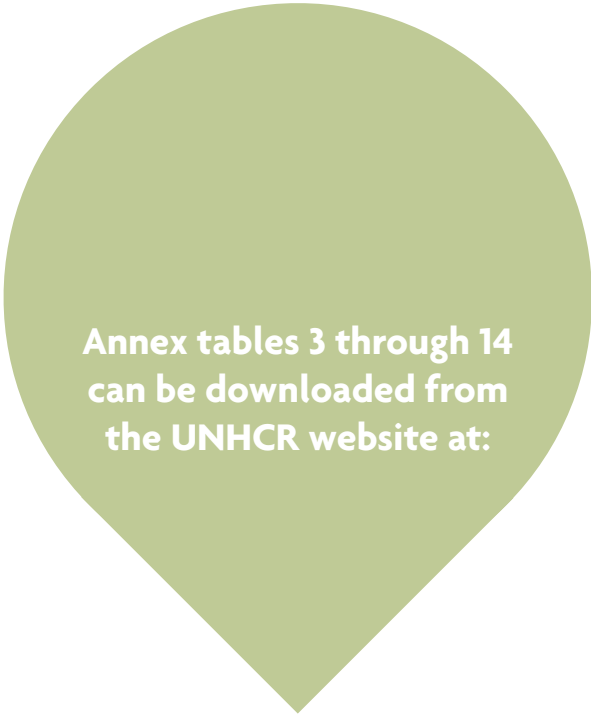
**18** Figures for refugees and asylum-seekers may include citizens of South Sudan (in absence of separate statistics for both countries). IDP figure in Sudan includes 77,300 people who are in an IDP-like situation.

**19** A limited number of countries record refugee and asylum statistics by country of birth rather than country of origin. This affects the number of refugees reported as originating from the United States of America.

**20** The 300,000 Vietnamese refugees are well integrated and in practice receive protection from the Government of China.

**21** According to the Government of Algeria, there are an estimated 165,000 Sahrawi refugees in the Tindouf camps.

Source: UNHCR/Governments.



**Annex tables 3 through 14  
can be downloaded from  
the UNHCR website at:**

<http://www.unhcr.org/statistics/mid2015stats.zip>



© 2015 United Nations High Commissioner for Refugees  
All rights reserved. Reproductions and translations are  
authorized, provided UNHCR is acknowledged as the source.

For more information, please contact:

Field Information and Coordination Support Section  
Division of Programme Support and Management  
Case Postale 2500  
1211 Geneva, Switzerland  
[stats@unhcr.org](mailto:stats@unhcr.org)

This document along with further statistical information on global  
displacement is available on UNHCR's website:

<http://www.unhcr.org/statistics>

**COVER PAGE: This young Syrian refugee carries his little brother**  
across the border between Greece and the former Yugoslav Republic  
of Macedonia. The number of refugees and migrants arriving by boat  
in Greece and travelling long distances over land to reach Western  
Europe is on the rise. Many face violence, extortion and robbery  
along the way.

© UNHCR | A. MCCONNELL

PRODUCED AND PRINTED BY UNHCR.  
LAYOUT: [www.julieschneider.ch](http://www.julieschneider.ch)



# Who are included in UNHCR statistics?

**Refugees** include individuals recognized under the 1951 Convention relating to the Status of Refugees, its 1967 Protocol, the 1969 Organization of African Unity (OAU) Convention Governing the Specific Aspects of Refugee Problems in Africa, those recognized in accordance with the UNHCR Statute, individuals granted complementary forms of protection,<sup>(1)</sup> and those enjoying temporary protection<sup>(2)</sup>. The refugee population also includes persons in refugee-like situations.<sup>(3)</sup>

**Asylum-seekers (with 'pending cases')** are individuals who have sought international protection and whose claims for refugee status have not yet been determined. Those covered in this report refer to claimants whose individual applications were pending as at 30 June 2015, irrespective of when those claims may have been lodged.

**Internally displaced persons (IDPs)** are persons or groups of persons who have been forced to leave their homes or places of habitual residence, in particular as a result of, or in order to avoid the effects of armed conflict, situations of generalized violence, violations of human rights, or natural or man-made disasters, and who have not crossed an international border.<sup>(4)</sup> For the purposes of UNHCR's statistics, this population only includes conflict-generated IDPs to whom the Office extends protection and/or assistance. The IDP population also includes persons in an IDP-like situation.<sup>(5)</sup>

**Returned IDPs** refers to those IDPs who were beneficiaries of UNHCR's protection and assistance activities, and who returned to their area of origin or habitual residence between January and June 2015. In practice, however, operations may assist IDP returnees for longer periods.

**Returned refugees (returnees)** are former refugees who have returned to their country of origin, either spontaneously or in an organized fashion, but are yet to be fully integrated. Such returns would normally take place only under conditions of safety and dignity. For the purposes of this report, only refugees who returned between January and June 2015 are included, though in practice operations may assist returnees for longer periods.

**Persons under UNHCR's statelessness mandate** are defined under international law as those not considered as nationals by any State under the operation of its law. In other words, they do not possess the nationality of any State. UNHCR statistics refer to persons who fall under the agency's statelessness mandate as those who are stateless according to this international definition, but data from some countries may also include persons with undetermined nationality.

UNHCR has been given a global mandate by the United Nations General Assembly to contribute to the prevention and reduction of statelessness and the protection of stateless persons. The agency also performs a specific function, under Article 11 of the 1961 Convention on the Reduction of Statelessness, in receiving claims from persons who may benefit from the statelessness safeguards contained in that Convention, and in assisting them and the States concerned to resolve these claims.

**Other groups or persons of concern** refers to individuals who do not necessarily fall directly into any of these groups but to whom UNHCR has extended its protection and/or assistance services, based on humanitarian or other special grounds.

(1) 'Complementary protection' refers to protection provided under national, regional, or international law to persons who do not qualify for protection under refugee law instruments but are in need of international protection because they are at risk of serious harm.

(2) 'Temporary protection' refers to arrangements developed to offer protection of a temporary nature, either until the situation in the country of origin improves and allows for a safe and dignified return or until individual refugee or complementary protection status determination can be carried out.

(3) This term is descriptive in nature. It includes groups of persons who are outside their country or territory of origin and who face protection risks similar to refugees but for whom refugee status has, for practical or other reasons, not been ascertained.

(4) See: *United Nations Commission on Human Rights, Report of the Representative of the Secretary-General, Mr. Francis M. Deng, submitted pursuant to Commission resolution 1997/39*. Addendum: Guiding Principles on Internal Displacement, 11 February 1998.

(5) This term is descriptive in nature. It includes groups of persons who are inside their country of nationality or habitual residence and who face protection risks similar to IDPs but who, for practical or other reasons, could not be reported as such.